



product overview

edition 57



emaselectric.com | emaselectric.co.uk

EMAS[®]

extensive range of electromechanical products

1000's of different product types in
18 ranges. Internationally available
in more than 80 countries

Inspiring innovation



index

CONTROL UNITS AND PILOT LIGHTS	4
CONTROL BOXES	22
FOOT SWITCHES	26
LIMIT SWITCHES	28
SENSORS	41
BASIC SWITCHES	46
ROTARY CAM SWITCHES	53
INDUSTRIAL PLUGS & SOCKETS	63
SIGNALLING DEVICES	75
MOTOR PROTECTION CIRCUIT BREAKERS	82
LEVEL CONTROL FLOAT SWITCHES	85
CONTACTORS	87
INDUSTRIAL RELAYS & SOCKETS	90
ELECTRONIC PRODUCTS	98
SAFETY PRODUCTS	103
CRANE PRODUCTS	106
LIFT PRODUCTS	110
CABLE CARRIERS	114

B Series Control Units, 22mm, IP50



B100DY



B100FY



B200HK



B132K21HB



B102K20KY



B102B20KY



B121B30YY



B100S20



B100T20

Flush, Spring Return

Code	Contact Block Type	Colour*	Box/Pcs
B100D*	1 NO		10
B101D*	2 NO		10
B102D*	1 NO + 1 NC		10
B200D*	1 NC		10
B202D*	2 NC		10

Stay-Put, Spring Return

Code	Contact Block Type	Colour*	Box/Pcs
B100F*	1 NO		10
B200F*	1 NC		10

Extended, Spring Return

Code	Contact Block Type	Colour*	Box/Pcs
B100H*	1 NO		10
B101H*	2 NO		10
B102H*	1 NO + 1 NC		10
B200H*	1 NC		10
B202H*	2 NC		10

Double, Spring Return

Code	Type	Contact Block Type	Colour*	Box/Pcs
B102K20KY		1 NO + 1 NC		8
B102K21KY	Extended	1 NO + 1 NC		8
B102K20HB		1 NO + 1 NC		8
B102K21HB	Extended	1 NO + 1 NC		8

Big Size Double, Spring Return

Code	Type	Contact Block Type	Colour*	Box/Pcs
B102B20HB	Flush	1 NO + 1 NC		8
B102B20KY	Flush	1 NO + 1 NC		8

Triple With Extended Stop

Code	Type	Contact Block Type	Colour*	Box/Pcs
B121B30YY	Extended Stop	1 NO + 1 NC + 1 NO		8
B121B30BB	Extended Stop	1 NO + 1 NC + 1 NO		8

Selector

Code	Type	Contact Block Type	Position	Angle	Colour*	Box/Pcs
B100S20		1 NO	0-1	60°		10
B100S21	Spring Return	1 NO	0-1	60°		10
B101S30		2 NO	II-0-I	60°		10
B101S31	Single Spring Return	2 NO	II-0-I	60°		10
B101S32	Double Spring Return	2 NO	II-0-I	60°		10
B101R30		2 NO	II-0-I	45°		10
B100T20		1 NO	0-1	90°		10

Note 1 : For "12-30V AC/DC" Voltage in LED illumination preferences, please use the numbers; 5: White, 6:Red, 7:Blue, 8: Yellow, 9: Green, instead of "0". i.e: B260DK

Note 2 : For "48V AC/DC" Voltage in LED illumination preferences, please use the letters; Q: White, X:Red, V:Blue, W: Yellow, Z: Green, instead of "0".

Note 3 : For "100-230VAC" Voltage in LED illumination preferences, please use the letters; B: White, K:Red, M:Blue, S: Yellow, Y: Green, instead of "0". i.e: B1B0DB

Note 4 : For "110V AC/DC" Voltage in LED illumination preferences, please use the letters; C: White, D:Red, E:Blue, F: Yellow, G: Green, instead of "0".

Note 5 : Please use "3" instead of "0" for the Neon Lamp and Ba9S LED, please do not forget to add bulb



B100SL20Y

Illuminated Selector

Code	Type	Contact Block Type	Position	Colour*	Box/Pcs
B100SL20*		1 NO	0-I		10
B100SL21*	Spring Return	1 NO	0-I		10
B101SL30*		2 NO	II-0-I		10
B101SL31*	Single Spring Return	2 NO	II-0-I		10
B101SL32*	Double Spring Return	2 NO	II-0-I		10

Note 1 : For "12-30V AC/DC" Voltage in LED illumination preferences, please use the numbers; 5: White, 6:Red, 7:Blue, 8: 9: Green, instead of "0". i.e: B160SL20K

Note 2 : For "48V AC/DC" Voltage in LED illumination preferences, please use the letters; Q: White, X:Red, V:Blue, W: Yellow, instead of "0". Z: Green,

Note 3 : For "100-230VAC" Voltage in LED illumination preferences, please use the letters; B: White, K:Red, M:Blue, S: Yellow, Y: Green, instead of "0". i.e: B1B0SL20B

Note 4 : For "110V AC/DC" Voltage in LED illumination preferences, please use the letters; C: White, D:Red, E:Blue, F: Yellow, G: Green, instead of "0".

Note 5 : Please use "3" instead of "0" on the middle for the Neon Lamp and Ba9S LED, please do not forget to add bulb.



B200MK



B100C

Handle and Mushroom Head

Code	Type	Contact Block Type	Colour*	Box/Pcs
B100C	Handle Switch	1 NO		10
B102C	Handle Switch	1 NO + 1 NC		10
B200C	Handle Switch	1 NC		10
B100M*	Mushroom Head, Spring Return	1 NO		10
B102M*	Mushroom Head, Spring Return	1 NO + 1 NC		10
B200M*	Mushroom Head, Spring Return	1 NC		10

* Please choose the colour and replace (*) with the letter.



B100AC20

Key Operated

Code	Type	Contact Block Type	Position	Colour*	Box/Pcs
B100AA20	Stay Put	1 NO	0-I		1
B102AA20	Stay Put	1 NO + 1 NC	0-I		1
B100AA21	Spring Return	1 NO	0-I		1
B101AA30	Stay Put	2 NO	II-0-I		1
B101AA31	Single Spring Return	2 NO	II-0-I		1
B101AA32	Double Spring Return	2 NO	II-0-I		1
B100AC20	Stay Put	1 NO	0-I		1
B102AC20	Stay Put	1 NO + 1 NC	0-I		1
B102AC30	Stay Put	1 NO + 1 NC	II-0-I		1

* Ω Key removal position



B200E30



B200EE



B200EG



B200EEG

Emergency Stop

Code	Type	Contact Block Type	Diameter	Colour*	Box/Pcs
B200E30	Turn to Release	1 NC	30		10
B102E30	Turn to Release	1 NO + 1 NC	30		10
B102E	Turn to Release	1 NO + 1 NC	40		10
B200E	Turn to Release	1 NC	40		10
B200EE	Turn to Release, With Label	1 NC	40		10
B200E60	Turn to Release	1 NC	60		5
B102E60	Turn to Release	1 NO + 1 NC	60		5
B200EG	With Position Cursor	1 NC	40		10
B200EEG	With Position Cursor, With Label	1 NC	40		10
B400E30	Turn to Release	1 NC+1NC (for Emergency)	30		10
B400E	Turn to Release	1 NC+1NC (for Emergency)	40		10
B400EE	With Label	1 NC+1NC (for Emergency)	40		10
B400EEG	With Position Cursor, With Label	1 NC+1NC (for Emergency)	40		10



BUSB30



BRJ45



BUSB30C

Connection, IP65

Code	Features	Box/Pcs
BUSB	USB Connection, 1,50 Meter	1
BUSB2005	USB Connection, 0,50 Meter	1
BUSB30	Female-Female USB3.0 Connection	10
BRJ45	Female-Female Gold Plated Metal Ethernet Socket	10
BUSB30C	Type C Female-Female USB 3.1 Connection	10

Touch Button, IP67



SCB22MP1NC1



SCB22MP1RC1



SCB300P6PC1



SCB300P6PCX



SCB30MP7C1



SCB30MP6PSX

Code	Body Type	Voltage	Type	Connection	Output
SCB22MP1NC1	Dia 22 mm	10-30 V DC	Momentary	1 Metre Cable	NPN-NO
SCB22MP1NSX	Dia 22 mm	10-30 V DC	Momentary	M12 Connector	NPN-NO
SCB22MP1OC1	Dia 22 mm	10-30 V DC	Momentary	1 Metre Cable	NPN-NC
SCB22MP1OSX	Dia 22 mm	10-30 V DC	Momentary	M12 Connector	NPN-NC
SCB22MP1PC1	Dia 22 mm	10-30 V DC	Momentary	1 Metre Cable	PNP-NO
SCB22MP1PSX	Dia 22 mm	10-30 V DC	Momentary	M12 Connector	PNP-NO
SCB22MP1RC1	Dia 22 mm	10-30 V DC	Momentary	1 Metre Cable	PNP-NC
SCB22MP1RSX	Dia 22 mm	10-30 V DC	Momentary	M12 Connector	PNP-NC
SCB22MP5NC1	Dia 22 mm	10-30 V DC	Stay Put	1 Metre Cable	NPN-NO
SCB22MP5NSX	Dia 22 mm	10-30 V DC	Stay Put	M12 Connector	NPN-NO
SCB22MP5OC1	Dia 22 mm	10-30 V DC	Stay Put	1 Metre Cable	NPN-NC
SCB22MP5OSX	Dia 22 mm	10-30 V DC	Stay Put	M12 Connector	NPN-NC
SCB22MP5PC1	Dia 22 mm	10-30 V DC	Stay Put	1 Metre Cable	PNP-NO
SCB22MP5PSX	Dia 22 mm	10-30 V DC	Stay Put	M12 Connector	PNP-NO
SCB22MP5RC1	Dia 22 mm	10-30 V DC	Stay Put	1 Metre Cable	PNP-NC
SCB22MP5RSX	Dia 22 mm	10-30 V DC	Stay Put	M12 Connector	PNP-NC
SCB22UP1NC1	Dia 22 mm	10-30 V DC, Optional Lighting Colour, 5 Wired	Momentary	1 Metre Cable	NPN-NO
SCB22UP1PC1	Dia 22 mm	10-30 V DC, Optional Lighting Colour, 5 Wired	Momentary	1 Metre Cable	PNP-NO
SCB30MP6NC1	Dia 30 mm	12-30 V DC	Momentary	1 Metre Cable	NPN-NO
SCB30MP6NSX	Dia 30 mm, Round Shape	12-30 V DC	Momentary	M12 Connector	NPN-NO
SCB30MP6PC1	Dia 30 mm	12-30 V DC	Momentary	1 Metre Cable	PNP-NO
SCB30MP6PSX	Dia 30 mm, Round Shape	12-30 V DC	Momentary	M12 Connector	PNP-NO
SCB30MP7NC1	Dia 30 mm	12-30 V DC	Stay Put	1 Metre Cable	NPN-NO
SCB30MP7NSX	Dia 30 mm, Round Shape	12-30 V DC	Stay Put	M12 Connector	NPN-NO
SCB30MP7PC1	Dia 30 mm	12-30 V DC	Stay Put	1 Metre Cable	PNP-NO
SCB30MP7PSX	Dia 30 mm, Round Shape	12-30 V DC	Stay Put	M12 Connector	PNP-NO
SCB300P6NC1	Dia 30 mm, Diamond Shape	12-30 V DC	Momentary	1 Metre Cable	NPN-NO
SCB300P6NSX	Dia 30 mm, Diamond Shape	12-30 V DC	Momentary	M12 Connector	NPN-NO
SCB300P6PC1	Dia 30 mm, Diamond Shape	12-30 V DC	Momentary	1 Metre Cable	PNP-NO
SCB300P6PSX	Dia 30 mm, Diamond Shape	12-30 V DC	Momentary	M12 Connector	PNP-NO
SCB300P7NC1	Dia 30 mm, Diamond Shape	12-30 V DC	Stay Put	1 Metre Cable	NPN-NO
SCB300P7NSX	Dia 30 mm, Diamond Shape	12-30 V DC	Stay Put	M12 Connector	NPN-NO
SCB300P7PC1	Dia 30 mm, Diamond Shape	12-30 V DC	Stay Put	1 Metre Cable	PNP-NO
SCB300P7PSX	Dia 30 mm, Diamond Shape	12-30 V DC	Stay Put	M12 Connector	PNP-NO
SCB30UP6PC1	Dia 30 mm	12-30 V DC, PLC Control 6 Wired	Momentary	1 Metre Cable	PNP-NO



B080XS

B Series Pilot Lights with LED Lamp Block, IP50

Code	Illumination	Nominal Voltage	Colour*	Box/Pcs
B030X*	With Lampholder forBa9S		(B) (K) (M) (S) (Y)	10
B050XB	LED	12 - 30V AC/DC	(B)	10
B060XK	LED	12 - 30V AC/DC	(K)	10
B070XM	LED	12 - 30V AC/DC	(M)	10
B080XS	LED	12 - 30V AC/DC	(S)	10
B090XY	LED	12 - 30V AC/DC	(Y)	10
B0Q0XB	LED	48V AC/DC	(B)	10
B0V0XM	LED	48V AC/DC	(M)	10
B0W0XS	LED	48V AC/DC	(S)	10
B0X0XK	LED	48V AC/DC	(K)	10
B0Z0XY	LED	48V AC/DC	(Y)	10
B0B0XB	LED	100-230V AC	(B)	10
B0K0XK	LED	100-230V AC	(K)	10
B0M0XM	LED	100-230V AC	(M)	10
B0S0XS	LED	100-230V AC	(S)	10
B0Y0XY	LED	100-230V AC	(Y)	10
B0C0XB	LED	110V AC/DC	(B)	10
B0D0XK	LED	110V AC/DC	(K)	10
B0E0XM	LED	110V AC/DC	(M)	10
B0F0XS	LED	110V AC/DC	(S)	10
B0G0XY	LED	110V AC/DC	(Y)	10

Note: B030X* doesn't have lamp. Please choose Ba9s LED from Page 9.

Please choose the colour and replace () with the letter.



B3



B1



BDDH



BDAA20



BDS20



BDK20KY



BDSL20Y



BDE60



BDC



BK



BDMH



BEBK20



BEB



LED220K



LED24S

Spare Parts for B Series

Code	Type	Features	Position	Colour*	Box/Pcs
B1	Contact Block	1 NO			20
B2	Contact Block	1 NC			20
B3	Contact Block	Contact Block for Illumination			20
B4	Contact Block	2NC (Contact Block for Emergency Stop) IEC 60947-5-5			15
BDD*	Button Actuator	Flush			10
BDF*	Button Actuator	Stay Put			10
BDH*	Button Actuator	Extended			10
BDM*	Button Actuator	Mushroom			10
BDS20	Button Actuator	Selector	0-1		10
BDS21	Button Actuator	Selector, Spring Return	0-1		10
BDS30	Button Actuator	Selector	II-0-1		10
BDAC20	Button Actuator	Key Operated, Stay Put	0-1		1
BDAA20	Button Actuator	Key Operated, Stay Put	0-1		1
BDAC30	Button Actuator	Key Operated, Stay Put	II-0-1		1
BDAA30	Button Actuator	Key Operated, Stay Put	II-0-1		1
BDSL20*	Button Actuator	Illuminated Selector	0-1		10
BDSL30*	Button Actuator	Illuminated Selector	II-0-1		10
BDB20KY	Button Actuator	Big, Double			8
BDB30YY	Button Actuator	Double with Extended Stop Button			8
BDK20KY	Button Actuator	Double			8
BDK21KY	Button Actuator	Double, Extended			8
BDK20HB	Button Actuator	Double			8
BDK21HB	Button Actuator	Double, Extended			8
BDC	Button Actuator	Handle			10
BDE	Button Actuator	Emergency Stop, 40 mm			10
BDEE	Button Actuator	Emergency Stop, 40 mm, With Label			10
BDEG	Button Actuator	Emergency Stop, 40 mm With Position Cursor			10
BDE30	Button Actuator	Emergency Stop Cylindrical, 30 mm			10
BDE60	Button Actuator	Emergency Stop, 60 mm			5
TIPASOM	Stopper and Nut				100
BDX*	Pilot	Combination			10
B5	Illumination Block with LED	12-30V AC/DC			20
B6	Illumination Block with LED	12-30V AC/DC			20
B7	Illumination Block with LED	12-30V AC/DC			20
B8	Illumination Block with LED	12-30V AC/DC			20
B9	Illumination Block with LED	12-30V AC/DC			20
BQ	Illumination Block with LED	48V AC/DC			20
BV	Illumination Block with LED	48V AC/DC			20
BW	Illumination Block with LED	48V AC/DC			20
BX	Illumination Block with LED	48V AC/DC			20
BZ	Illumination Block with LED	48V AC/DC			20
BB	Illumination Block with LED	100-230V AC			20
BK	Illumination Block with LED	100-230V AC			20
BM	Illumination Block with LED	100-230V AC			20
BS	Illumination Block with LED	100-230V AC			20
BY	Illumination Block with LED	100-230V AC			20
BC	Illumination Block with LED	110V AC/DC			20
BD	Illumination Block with LED	110V AC/DC			20
BE	Illumination Block with LED	110V AC/DC			20
BF	Illumination Block with LED	110V AC/DC			20
BG	Illumination Block with LED	110V AC/DC			20
BN	Illumination Block with LED	220V DC			20
BO	Illumination Block with LED	220V DC			20
BP	Illumination Block with LED	220V DC			20
BR	Illumination Block with LED	220V DC			20
BT	Illumination Block with LED	220V DC			20
BA	Adapter				100
BEB	Silicon Cover	For Single Buttons			20
BEBK20	Silicon Cover	For Double Buttons			20
BEBK21	Silicon Cover	For Extended Double Buttons			20
LED24*	Ba9S LED	24 V AC/DC			50
LED220*	Ba9S LED	220V AC			50
BBUTONORTA	Contact Block Activator				50
BSECICIORTA	Contact Block Activator				50

Please choose the colour and replace () with the letter.



CP100DY



CP200DK



CP100DM



CP305DY



CP100FK



CP100FY



CP100HS



CP100HK



CP102K21KY



CP102K20KY



CP170S20



CP100S20



CP100MS



CP100MY



CP200EA30



CP200EP



CP200ECN30



CP200EE



CP200E



CP200EK30

CP Series Plastic Control Units, 22 mm, IP65

Flush, Spring Return

Code	Contact Block Type	Colour*	Box/Pcs
CP100D*	1 NO	(B) (K) (M) (S) (Y) (H)	10
CP101D*	2 NO	(B) (K) (M) (S) (Y) (H)	10
CP102D*	1 NO + 1 NC	(B) (K) (M) (S) (Y) (H)	10
CP200D*	1 NC	(B) (K) (M) (S) (Y) (H)	10
CP202D*	2 NC	(B) (K) (M) (S) (Y) (H)	10
CP303D*	2 NO + 2 NO	(B) (K) (M) (S) (Y) (H)	5
CP305D*	2 NO + 2 NC	(B) (K) (M) (S) (Y) (H)	5

Stay Put, Spring Return

Code	Contact Block Type	Colour*	Box/Pcs
CP100F*	1 NO	(B) (K) (M) (S) (Y) (H)	10
CP200F*	1 NC	(B) (K) (M) (S) (Y) (H)	10

Extended, Spring Return

Code	Contact Block Type	Colour*	Box/Pcs
CP100H*	1 NO	(B) (K) (M) (S) (Y) (H)	10
CP101H*	2 NO	(B) (K) (M) (S) (Y) (H)	10
CP102H*	1 NO + 1 NC	(B) (K) (M) (S) (Y) (H)	10
CP200H*	1 NC	(B) (K) (M) (S) (Y) (H)	10
CP202H*	2 NC	(B) (K) (M) (S) (Y) (H)	10

Double, Spring Return

Code	Type	Contact Block Type	Colour*	Box/Pcs
CP102K20KY		1 NO + 1 NC	(Red/White)	8
CP102K20HB		1 NO + 1 NC	(Black/White)	8
CP102K21KY	Extended	1 NO + 1 NC	(Red/Green)	8
CP102K21HB	Extended	1 NO + 1 NC	(Black/White)	8

Selector

Code	Type	Contact Block Type	Position	Colour*	Box/Pcs
CP100S20		1 NO	0-1 ↓	(Black)	10
CP100S21	Spring Return	1 NO	0-1 ↘	(Black)	10
CP101S30		2 NO	II-0-1 ↓	(Black)	10
CP303S30		2 NO + 2 NO	II-0-1 ↓	(Black)	5
CP305S30		2 NO + 2 NC	II-0-1 ↓	(Black)	5
CP101S31	Single Spring Return	2 NO	II-0-1 ↘	(Black)	10
CP101S32	Double Spring Return	2 NO	II-0-1 ↘	(Black)	10

Mushroom, Spring Return

Code	Type	Contact Block Type	Colour*	Box/Pcs
CP100M*	Mushroom, Spring Return	1 NO	(B) (K) (S) (Y) (H)	10
CP102M*	Mushroom, Spring Return	1NO + 1NC	(B) (K) (S) (Y) (H)	10
CP200M*	Mushroom, Spring Return	1 NC	(B) (K) (S) (Y) (H)	10

Emergency Stop

Code	Type	Contact Block Type	Diameter	Colour*	Box/Pcs
CP200E30	Turn to Release	1 NC	30	(Red)	1
CP200ES30	Turn to Release, With Signal	1 NC	30	(Red)	1
CP200EA30	Turn to Release, Key Operated	1 NC	30	(Red)	1
CP200ECN30	Pull to Release	1 NC	30	(Red)	1
CP200ECS30	With Signal, Pull to Release	1 NC	30	(Red)	1
CP200E	Turn to Release	1 NC	40	(Red)	10
CP200EP	Pull to Release	1 NC	40	(Red)	10
CP200EE	With Label	1 NC	40	(Red)	10
CP200EK30	Turn to Release-Short	1 NC	30	(Red)	1
CP200EC	Pull to Release	1 NC	40	(Red)	10

Note 1 : For "12-30V AC/DC" Voltage in LED illumination preferences, please use the numbers; 5: White, 6:Red, 7:Blue, 8: Yellow, 9: Green, instead of "0". i.e: CP160S20

Note 2 : For "48V AC/DC" Voltage in LED illumination preferences, please use the letters; Q: White, X:Red, V:Blue, W: Yellow, Z: Green, instead of "0".

Note 3 : For "100-230VAC" Voltage in LED illumination preferences, please use the letters; B: White, K:Red, M:Blue, S: Yellow, Y: Green, instead of "0". i.e: CP1B0DB

Note 4 : For "110V AC/DC" Voltage in LED illumination preferences, please use the letters; C: White, D:Red, E:Blue, F: Yellow, G: Green, instead of "0".



CP100AC20

Key Operated

Code	Type	Contact Block Type	Position	Colour*	Box/Pcs
CP100AA20	Stay Put	1 NO	0-I	●	1
CP100AA21	Spring Return	1 NO	0-I	●	1
CP101AA21	Spring Return	2 NO	0-I	●	1
CP101AA30	Stay Put	2 NO	II-0-I	●	1
CP102AA30	Stay Put	1 NO + 1 NC	II-0-I	●	1
CP101AA31	Single Spring Return	2 NO	II-0-I	●	1
CP101AA32	Double Spring Return	2 NO	II-0-I	●	1
CP100AC20	Stay Put	1 NO	0-I	●	1
CP101AC20	Stay Put	2 NO	0-I	●	1
CP100AC21	Spring Return	1 NO	0-I	●	1
CP101AC30	Stay Put	2 NO	II-0-I	●	1
CP102AC30	Stay Put	1 NO + 1 NC	II-0-I	●	1
CP101AC31	Single Spring Return	2 NO	II-0-I	●	1
CP101AC32	Double Spring Return	2 NO	II-0-I	●	1

* Ω Key withdrawal position



CP707DJ40

Joystick

Code	Type	Position	Colour*	Box/Pcs
CP101DJ20	Stay Put	2 Pos.	●	1
CP101DJ21	Spring Return	2 Pos.	●	1
CP707DJ40	Stay Put	4 Pos.	●	1
CP707DJ41	Spring Return	4 Pos.	●	1

CP Series Pilot Lights with Lamp Block

Code	Illumination	Nominal Voltage	Colour*	Box/Pcs
CP050XB	LED	12 - 30V AC/DC	○	10
CP060XK	LED	12 - 30V AC/DC	●	10
CP070XM	LED	12 - 30V AC/DC	●	10
CP080XS	LED	12 - 30V AC/DC	●	10
CP090XY	LED	12 - 30V AC/DC	●	10
CP0Q0XB	LED	48V AC/DC	○	10
CP0V0XM	LED	48V AC/DC	●	10
CP0W0XS	LED	48V AC/DC	●	10
CP0X0XK	LED	48V AC/DC	●	10
CP0Z0XY	LED	48V AC/DC	●	10
CP0B0XB	LED	100-230V AC	○	10
CP0K0XK	LED	100-230V AC	●	10
CP0M0XM	LED	100-230V AC	●	10
CP0S0XS	LED	100-230V AC	●	10
CP0Y0XY	LED	100-230V AC	●	10
CP0C0XB	LED	110V AC/DC	○	10
CP0D0XK	LED	110V AC/DC	●	10
CP0E0XM	LED	110V AC/DC	●	10
CP0F0XS	LED	110V AC/DC	●	10
CP0G0XY	LED	110V AC/DC	●	10
CP0N0XB	LED	220V DC	○	10
CP0O0XK	LED	220V DC	●	10
CP0P0XM	LED	220V DC	●	10
CP0R0XS	LED	220V DC	●	10
CP0T0XY	LED	220V DC	●	10



CP060XK



CP070XM



CP080XS



CP090XY

CM Series Metal Control Units, 22 mm, IP65

Flush, Spring Return



CM100DY



CM200DK

Code	Contact Block Type	Colour*	Box/Pcs
CM100D*	1 NO		10
CM101D*	2 NO		10
CM102D*	1 NO + 1 NC		10
CM200D*	1 NC		10
CM202D*	2 NC		10
CM305D*	2 NO + 2 NC		5

* Please choose the colour and replace (*) with the letter.



CM100HK



CM100HY

Extended, Spring Return

Code	Contact Block Type	Colour*	Box/Pcs
CM100H*	1 NO		10
CM101H*	2 NO		10
CM102H*	1 NO + 1 NC		10
CM200H*	1 NC		10
CM202H*	2 NC		10



CM102K21KY



CM102K20KY

Double, Spring Return

Code	Type	Contact Block Type	Colour*	Box/Pcs
CM102K20KY		1 NO + 1 NC		8
CM102K20HB		1 NO + 1 NC		8
CM102K21KY	Double Extended	1 NO + 1 NC		8
CM102K21HB	Double Extended	1 NO + 1 NC		8



CM190S20



CM100S20

Selector

Code	Type	Contact Block Type	Position	Colour*	Box/Pcs
CM100S20		1 NO	0-1		10
CM100S21	Spring Return	1 NO	0-1		10
CM101S30		2 NO	II-0-I		10
CM303S30		2 NO + 2 NO	II-0-I		5
CM101S31	Single Spring Return	2 NO	II-0-I		10
CM101S32	Double Spring Return	2 NO	II-0-I		10

Note 1 : For "12-30V AC/DC" Voltage in LED illumination preferences, please use the numbers; 5: White, 6:Red, 7:Blue, 8: Yellow, 9: Green, instead of "0". i.e: CM160S20

Note 2 : For "48V AC/DC" Voltage in LED illumination preferences, please use the letters; Q: White, X:Red, V:Blue, W: Yellow, Z: Green, instead of "0".

Note 3 : For "100-230VAC" Voltage in LED illumination preferences, please use the letters; B: White, K:Red, M:Blue, S: Yellow, Y: Green, instead of "0". i.e: CM1B0DB

Note 4 : For "110V AC/DC" Voltage in LED illumination preferences, please use the letters; C: White, D:Red, E:Blue, F: Yellow, G: Green, instead of "0".



CM100MH



CM100MY

Mushroom, Spring Return

Code	Type	Contact Block Type	Colour*	Box/Pcs
CM100M*	Mushroom, Spring Return	1 NO		10
CM102M*	Mushroom, Spring Return	1NO + 1NC		10
CM200M*	Mushroom, Spring Return	1 NC		10



CM200E



CM200EE

Emergency Stop

Code	Type	Contact Block Type	Dia (mm)	Colour*	Box/Pcs
CM200E	Turn to Release	1 NC	40		10
CM200EE	Turn to Release, With Label	1 NC	40		10
CM200EK30	Short, Turn to Release	1 NC	30		10



CM112AA20



CM100AC20

Key Operated

Code	Type	Contact Block Type	Position	Colour*	Box/Pcs
CM100AA20	Stay Put	1 NO	0-1 ↓	●	1
CM112AA20	Stay Put	2 NO + 1 NC	0-1 ↓	●	1
CM100AA21	Spring Return	1 NO	0-1 ↓↗	●	1
CM101AA30	Stay Put	2 NO	II-0-1 ↓↘	●	1
CM102AA30	Stay Put	1 NO + 1 NC	II-0-1 ↓	●	1
CM101AA31	Single Spring Return	2 NO	II-0-1 ↓↗	●	1
CM101AA32	Double Spring Return	2 NO	II-0-1 ↓↘	●	1
CM102AA20	Stay Put	1 NO + 1 NC	0-1 ↓	●	1
CM100AC20	Stay Put	1 NO	0-1 ↓↗	●	1
CM102AC20	Stay Put	1 NO + 1 NC	0-1 ↓↘	●	1
CM102AC30	Stay Put	1 NO + 1 NC	II-0-1 ↓↘	●	1

* Ω Key removal position



CM707DJ40

Joystick

Code	Type	Position	Colour*	Box/Pcs
CM101DJ20	Stay Put	2 Pos.	●	1
CM101DJ21	Spring Return	2 Pos.	●	1
CM707DJ40	Stay Put	4 Pos.	●	1
CM707DJ41	Spring Return	4 Pos.	●	1



CM090XY



CM060XK



CM070XM



CM080XS

CM Series Pilot Lights with Lamp Block

Code	Illumination	Nominal Voltage	Colour*	Box/Pcs
CM050XB	LED	12 - 30V AC/DC	○	10
CM060XK	LED	12 - 30V AC/DC	●	10
CM070XM	LED	12 - 30V AC/DC	●	10
CM080XS	LED	12 - 30V AC/DC	●	10
CM090XY	LED	12 - 30V AC/DC	●	10
CM0Q0XB	LED	48V AC/DC	○	10
CM0V0XM	LED	48V AC/DC	●	10
CM0W0XS	LED	48V AC/DC	●	10
CM0X0XK	LED	48V AC/DC	●	10
CM0Z0XY	LED	48V AC/DC	●	10
CM0B0XB	LED	100-230V AC	○	10
CM0K0XK	LED	100-230V AC	●	10
CM0M0XM	LED	100-230V AC	●	10
CM0S0XS	LED	100-230V AC	●	10
CM0Y0XY	LED	100-230V AC	●	10
CM0C0XB	LED	110V AC/DC	○	10
CM0D0XK	LED	110V AC/DC	●	10
CM0E0XM	LED	110V AC/DC	●	10
CM0F0XS	LED	110V AC/DC	●	10
CM0G0XY	LED	110V AC/DC	●	10
CM0N0XB	LED	220V DC	○	10
CM0O0XK	LED	220V DC	●	10
CM0P0XM	LED	220V DC	●	10
CM0R0XS	LED	220V DC	●	10
CM0T0XY	LED	220V DC	●	10

Spare Parts for CP/CM Series Control Units



Code	Type	Features	Colour*	Box/Pcs
C1	Contact Block	1 NO	●	20
C2	Contact Block	1 NC	●	20
C1AU	Gold Plated Contact Block	1 NO	●	20
C2AU	Gold Plated Contact Block	1 NC	●	20
C11	Contact Block	2 NO	●	14
C12	Joystick Contact Block	2 NO	●	14
C22	Contact Block	2 NC	●	14
C3BK	Contact Block for Control Boxes (B Series)	1 NO	●	20
C4BK	Contact Block for Control Boxes (B Series)	1 NC	●	20
C3CK	Contact Block for Control Boxes (C Series)	1 NO	●	20
C4CK	Contact Block for Control Boxes (C Series)	1 NC	●	20
CPDD*	Plastic, Flush	IP65	● (B, K, M, S, Y, H)	10
CPDF*	Plastic, Stay Put	IP65	● (B, K, M, S, Y, H)	10
CPDH*	Plastic-Extended	IP65	● (B, K, M, S, Y, H)	10
CPDM*	Plastic, Mushroom	IP65	● (B, K, S, Y, H)	10
CPDM72*	Plastic, Mushroom	IP65	● (K, H)	1
CPDS20	Selector - Plastic	IP65	●	10
CPDS30	Selector - Plastic	IP65	●	10
CPDX*	Pilot - Plastic	IP65	● (B, K, M, S, Y)	10
CPDE	Emergency Stop Head	IP65 - Turn to Release	●	10
CPDEE	Emergency Stop Head, 40 mm, With Label	IP65 - Turn to Release	●	10
CPDE30	Emergency Stop Head	IP65 - Turn to Release	●	10
CPDEA30	Emergency Stop Head	IP65 - Key Operated	●	1
CPDECN30	Emergency Stop Head	IP65 - Pull to Release	●	1
CPDES30	Emergency Stop Head	IP65 - With Signal	●	1
CMDD*	Metal-Flush	IP65	● (B, K, M, S, Y, H)	10
CMDH*	Metal-Extended	IP65	● (B, K, M, S, Y, H)	10
CMDM*	Metal, Mushroom	IP65	● (K, S, Y, H)	10
CMDS20	Selector - Metal	IP65	●	10
CMDS30	Selector - Metal	IP65	●	10
CMDX*	Pilot - Metal	IP65	● (B, K, M, S, Y)	10
CMDE	Emergency Stop Head - Metal	IP65 - Turn to Release	●	10
CMDEE	Emergency Stop Head, 40 mm, With Label, Metal	IP65 - Turn to Release	●	10

* Please choose the colour and replace (*) with the letter. Example: CMDXY.



CP/CM Series Spares

For Control Units / For Control Boxes

Code	Type	Features	Colour*	Box/Pcs
CB5 / CK5	Illumination Block with LED	12-30V AC/DC	○	20
CB6 / CK6	Illumination Block with LED	12-30V AC/DC	●	20
CB7 / CK7	Illumination Block with LED	12-30V AC/DC	●	20
CB8 / CK8	Illumination Block with LED	12-30V AC/DC	●	20
CB9 / CK9	Illumination Block with LED	12-30V AC/DC	●	20
CBQ / CKQ	Illumination Block with LED	48V AC/DC	○	20
CBX / CKX	Illumination Block with LED	48V AC/DC	●	20
CBV / CKV	Illumination Block with LED	48V AC/DC	●	20
CBW / CKW	Illumination Block with LED	48V AC/DC	●	20
CBZ / CKZ	Illumination Block with LED	48V AC/DC	●	20
CBB / CKB	Illumination Block with LED	100-230V AC	○	20
CBK / CKK	Illumination Block with LED	100-230V AC	●	20
CBM / CKM	Illumination Block with LED	100-230V AC	●	20
CBS / CKS	Illumination Block with LED	100-230V AC	●	20
CBY / CKY	Illumination Block with LED	100-230V AC	●	20
CBC / CKC	Illumination Block with LED	110V AC/DC	○	20
CBD / CKD	Illumination Block with LED	110V AC/DC	●	20
CBE / CKE	Illumination Block with LED	110V AC/DC	●	20
CBF / CKF	Illumination Block with LED	110V AC/DC	●	20
CBG / CKG	Illumination Block with LED	110V AC/DC	●	20
CBN	Illumination Block with LED	220V DC	○	20
CBO	Illumination Block with LED	220V DC	●	20
CBP	Illumination Block with LED	220V DC	●	20
CBR	Illumination Block with LED	220V DC	●	20
CBT	Illumination Block with LED	220V DC	●	20
CA	Adapter			15
CEA	Additional Adapter			10
CEB	Silicon Cover, For Single Buttons			20
CBUTTONORTA	Contact Block Activator			20
CSECIORTA	Contact Block Activator			20



CM101K20YYOK CM100DYOD



CEB



BPROT BMUHFAZA



BET60P BPUL



BET60LED1 BET60LED2



BET60FLASH1 BET60FLASH2



BROZET18 BROZET08



BARP EMNKAPAK


Pad Printed Control Units (matt surface without Illumination)

Code	B102K20KY10	B101K20YY12	B101K20YYOK	B102K20HB10	B101K20HHOK	B101K20BB12	B101K20SH10	B101K20SS12
PRINT	CP102K20KY10	CP101K20YY12	CP101K20YYOK	CP102K20HB10	CP101K20HHOK	CP101K20BB12	CP101K20SH10	CP101K20SS12
Code	B100DYOD	B100DYOY	B100DHOD	B100DHOY	B100DBOD	B100DBOY	B100DBZ	B100DBL
PRINT	CP100DYOD	CP100DYOY	CP100DHOD	CP100DHOY	CP100DBOD	CP100DBOY	CP100DBZ	CP100DBL
Code	B100DY1	B100DY2	B100DB1	B100DB2	B200DK0	B200DH0	B200DSZ	B200DSL
PRINT	CP100DY1	CP100DY2	CP100DB1	CP100DB2	CP200DK0	CP200DH0	CP200DSZ	CP200DSL
Code	B100DY1	B100DY2	B100DB1	B100DB2	B200DK0	B200DH0	B200DSZ	B200DSL
PRINT	CP100DY1	CP100DY2	CP100DB1	CP100DB2	CP200DK0	CP200DH0	CP200DSZ	CP200DSL
	I	II	I	II	O	O	Bell	Lamp

Note : Minimum Order Quantity : 50 pcs

Accessories for B and C Series Control Units

Code	Type	Features	Box/ Pcs
BROZET08	Legend Plate Holder	8 mm.	100
BROZET18	Legend Plate Holder	18 mm.	100
BCIFTLIROZET18	Double Legend Plate Holder	18 mm.	100
BET08	Legend Plate	Unmarked	8 mm 100
BET18	Legend Plate	Unmarked	18 mm 100
BET08START	Legend Plate	(START) Marked	8 mm. Start 100
BET08STOP	Legend Plate	(STOP) Marked	8 mm. Stop 100
BET0801	Legend Plate	(0-I) Marked	8 mm. 100
BET0801OK	Legend Plate	(0-I) (Arrow) Sign Marked	8 mm. 100
BET08201	Legend Plate	(II-0-I) Marked	8 mm. 100
BET08201OK	Legend Plate	(II-0-I) (Arrow) Sign Marked	8 mm. 100
BET080	Legend Plate, Transparent	Unmarked	8 mm. 100
BET180	Legend Plate, Transparent	Unmarked	18 mm. 100
BET60P	Legend Plate, Plastic	(EMERGENCY STOP) Marked	60 mm 10
BET90P	Legend Plate, Plastic	(EMERGENCY STOP) Marked	90 mm. 10
BET60A	Legend Plate, Aluminium	(EMERGENCY STOP) Marked	60 mm. 10
BET90A	Legend Plate, Aluminium	(EMERGENCY STOP) Marked	90 mm. 10
BET60LED0	Legend Plate, Constant Blinking LED,Plastic	Empty	60mm -24V AC/DC 10
BET60LED2	Legend Plate, Constant Blinking LED,Plastic	(EMERGENCY-EMERGENCY) Marked	60 mm. -24V AC/DC 10
BET60LED4	Legend Plate, Constant Blinking LED,Plastic	(NOUZOVY STOP) Marked	60mm -24V AC/DC 10
BET60FLASH0	Legend Plate, Flash Blinking LED,Plastic	Empty	60mm -24V AC/DC 10
BET60FLASH2	Legend Plate, Flash Blinking LED,Plastic	(EMERGENCY-EMERGENCY) Marked	60mm 24V AC/DC 10
BET60FLASH3	Legend Plate, Flash Blinking LED,Plastic	(Attention) Sign Marked	60mm -24V AC/DC 10
BMUHFAZA	Emergency Protective Cover	Protection Guard	20
CMUHFAZA	Emergency Protective Cover	Protection Guard	20
BPUL	Plate	Button Tightening	100
TIPASOM	Stopper and Nut	2 options Black and Gray	100
BEB	Silicon Button Cover for B Series	For Single Buttons	20
CEB	Silicon Button Cover for C Series	For Single Buttons	20
BEBK20	Silicon Button Cover	For Double Buttons	20
BEBK21	Silicon Button Cover	For Extended Double Buttons	20
BPROT	Protective Cover		24
BSOMAN	Nut Tightener		10
BARP	DIN Rail Adapter for M22 Control Units		1
EMNKAPAK	Emergency Safety Cover		1



BET08201OK2



BET08201OK



BET08




BET18




BET08START




BET08STOP



BET0801



BET0801OK



BET08201

D Series Control Units, 16 mm, IP50

Rectangle, Spring Return



D100DDK



D100DDY

Code	Contact Block Type	Colour*	Box/Pcs
D100DD*	1 NO		10
D101DD*	2 NO		10
D102DD*	1 NO + 1 NC		10
D200DD*	1 NC		10
D202DD*	2 NC		10

Square, Spring Return



D100KDM



D200KDK

Code	Contact Block Type	Colour*	Box/Pcs
D100KD*	1 NO		10
D101KD*	2 NO		10
D102KD*	1 NO + 1 NC		10
D200KD*	1 NC		10
D202KD*	2 NC		10

Round, Spring Return



D100YDS



D200YDK

Code	Contact Block Type	Colour*	Box/Pcs
D100YD*	1 NO		10
D101YD*	2 NO		10
D102YD*	1 NO + 1 NC		10
D200YD*	1 NC		10
D202YD*	2 NC		10

Round, Selector



D101YS30

Code	Type	Contact Block Type	Position	Colour*	Box/Pcs
D100YS20		1 NO	0-I		10
D100YS21	Spring Return	1 NO	0-I		10
D101YS30		2 NO	II-0-I		10
D101YS31	Single Spring Return	2 NO	II-0-I		10
D101YS32	Double Spring Return	2 NO	II-0-I		10

Mushroom, Spring Return



D100YM30K

Code	Contact Block Type	Colour*	Box/Pcs
D100YM30*	1 NO		10
D102YM30*	1 NO + 1 NC		10
D200YM30*	1 NC		10

Emergency Stop



D200YE30K

Code	Contact Block Type	Colour*	Box/Pcs
D100YE30K	1 NO		10
D102YE30K	1 NO + 1 NC		10
D200YE30K	1 NC		10

Spare Parts for D Series Control Units



D1



D2



D7

Code	Contact Block Type	Colour*	Box/Pcs
D1	1 NO		10
D2	1 NC		10
D5	24V AC/DC		10
D6	24V AC/DC		10
D7	24V AC/DC		10
D8	24V AC/DC		10
D9	24V AC/DC		10
DA	Button Adapter		10



D060DXK



D090YXY



D080KXS



D070YXM



MDSD024B



MDSD220Y

D Series 16 mm Pilot Lights (LED)

Code	Pilot Shape	Illumination	Nominal Gerilim	Colour*	Box/Pcs
D050DXB	Rectangle	LED	12-24V AC/DC	○	10
D060DXK	Rectangle	LED	12-24V AC/DC	●	10
D070DXM	Rectangle	LED	12-24V AC/DC	●	10
D080DXS	Rectangle	LED	12-24V AC/DC	●	10
D090DXY	Rectangle	LED	12-24V AC/DC	●	10
D050KXB	Square	LED	12-24V AC/DC	○	10
D060KXK	Square	LED	12-24V AC/DC	●	10
D070KXM	Square	LED	12-24V AC/DC	●	10
D080KXS	Square	LED	12-24V AC/DC	●	10
D090KXY	Square	LED	12-24V AC/DC	●	10
D050YXB	Round	LED	12-24V AC/DC	○	10
D060YXK	Round	LED	12-24V AC/DC	●	10
D070YXM	Round	LED	12-24V AC/DC	●	10
D080YXS	Round	LED	12-24V AC/DC	●	10
D090YXY	Round	LED	12-24V AC/DC	●	10

D Series 16 mm Monoblock Pilot Lights (LED) IP54

Code	Pilot Shape	Features	Nominal Voltage	Colour*	Box/Pcs
MDSD012*	Round	Flat	12V AC/DC	●●●●●●	10
MDSD024*	Round	Flat	24V AC/DC	●●●●●●	10
MDSD110*	Round	Flat	110V AC/DC	●●●●●●	10
MDSD220*	Round	Flat	220V AC	●●●●●●	10
MDSP012*	Round	Cellular	12V AC/DC	●●●●●●	10
MDSP024*	Round	Cellular	24V AC/DC	●●●●●●	10
MDSP110*	Round	Cellular	110V AC/DC	●●●●●●	10
MDSP220*	Round	Cellular	220V AC	●●●●●●	10

Please choose the colour and replace () with the letter.

H Series Control Units, 30mm, IP50

Flush, Spring Return



H100DY



H200DK

Code	Contact Block Type	Colour*	Box/Pcs
H100D*	1 NO	●●●●●●●	10
H101D*	2 NO	●●●●●●●	10
H102D*	1 NO + 1 NC	●●●●●●●	10
H200D*	1 NC	●●●●●●●	10
H202D*	2 NC	●●●●●●●	10

Spare Parts: Use Contact Blocks and Illumination Contact Blocks from B Series.

Extended, Spring Return



H100HY



H102HS

Code	Contact Block Type	Colour*	Box/Pcs
H100H*	1 NO	●●●●●●●	10
H101H*	2NO	●●●●●●●	10
H102H*	1NO + 1 NC	●●●●●●●	10
H200H*	1 NC	●●●●●●●	10
H202H*	2 NC	●●●●●●●	10

Mushroom, Spring Return



H100MS

Code	Contact Block Type	Colour*	Box/Pcs
H100M*	1 NO	●●●●●●	10
H200M*	1 NC	●●●●●●	10
H102M*	1 NO + 1 NC	●●●●●●	10

Selector



H100S20



H101S30

Code	Type	Contact Block Type	Position	Degree	Colour*	Box/Pcs
H100S20	Stay Put	1NO	0-I ↓	60	●	10
H100S21	Spring Return	1NO	0-I ↓	60	●	10
H101S30	Stay Put	2NO	II-0-I ↓	60	●	10
H101S31	Single Spring Return	2NO	II-0-I ↓	60	●	10
H101S32	Double Spring Return	2NO	II-0-I ↓	60	●	10



H200EE

Emergency Stop

Code	Type	Contact Block Type	Colour*	Box/Pcs
H200E	Turn to Release	1 NC		10
H200EE	Turn to Release With Label	1 NC		10



H060XK

H Series Pilot Lights

Code	Illumination	Nominal Voltage	Colour*	Box/Pcs
H030X*	With Lampholder for BA9S			10
H050XB	LED	12-30V AC/DC		10
H060XK	LED	12-30V AC/DC		10
H070XM	LED	12-30V AC/DC		10
H080XS	LED	12-30V AC/DC		10
H090XY	LED	12-30V AC/DC		10

KB Series Control Units, 22mm, IP40



KB34DY



KB14RS-0

Flush, Spring Return

Code	Type	Contact Block Type	Colour*	Box/Pcs
KB12D*		1 NC		10
KB34D*		1 NO		10
KB14D*		1 NC + 1 NO		10
KB12R*	With Silicon Cover	1 NC		10
KB34R*	With Silicon Cover	1 NO		10
KB14R*	With Silicon Cover	1 NC + 1 NO		10
KB14R*0	With Silicon Cover, With Arrow	1 NC + 1 NO		10
KB34R*0	With Silicon Cover, With Arrow	1 NO		10
KB12R*0	With Silicon Cover, With Arrow	1 NC		10



KB34S2

Selector

Code	Contact Block Type	Colour*	Box/Pcs
KB34S2	1 NO		10
KB14S2	1 NO + 1 NC		10



KB12C

Handle

Code	Contact Block Type	Colour*	Box/Pcs
KB12C	1 NC		10
KB34C	1 NO		10
KB14C	1 NO + 1 NC		10



KB14A2

Key Operated

Code	Contact Block	Colour*	Box/Pcs
KB14A2	1 NO + 1 NC		1



KB12MK

Mushroom

Code	Contact Block	Colour*	Box/Pcs
KB12M*	1 NC		10
KB34M*	1 NO		10
KB14M*	1 NO + 1 NC		10

Emergency Stop

Code	Type	Contact Block	Colour*	Box/Pcs
KB12E	Turn to Release	1 NC		10
KB14E	Turn to Release	1 NO + 1 NC		10



KB12

Spare Parts for KB Series Control Units

Code	Type	Contact Block	Colour*	Box/Pcs
KB12	Contact Block	1 NC		50
KB34B	Contact Block	1 NO		50
KB14B	Contact Block, For Push Button	1 NO + 1 NC		50
KB14K	Contact Block, For Box	1 NO + 1 NC		50
D*	Button Head		B K M S Y	10

Please choose the colour and replace () with the letter.

MB Series Monoblock Control Units, 22mm, IP50

Flush, Spring Return

Code	Contact Block	Colour*	Box/Pcs
MB100D*	1 NO	B K M S Y H	10
MB102D*	1 NO + 1 NC	B K M S Y H	10
MB200D*	1 NC	B K M S Y H	10
MB101D*	2 NO	B K M S Y H	10
MB202D*	2 NC	B K M S Y H	10



MB102DM



MB100DY



Stay-Put, Spring Return

Code	Contact Block	Colour*	Box/Pcs
MB100F*	1 NO	K M S Y H	10
MB200F*	1 NC	K M S Y H	10
MB101F*	2 NO	K M S Y H	10
MB102F*	1 NO + 1 NC	K M S Y H	10



Extended, Spring Return

Code	Contact Block	Colour*	Box/Pcs
MB100H*	1 NO	B K M S Y H	10
MB101H*	2 NO	B K M S Y H	10
MB102H*	1 NO + 1 NC	B K M S Y H	10
MB200H*	1 NC	B K M S Y H	10
MB202H*	2 NC	B K M S Y H	10

MB100HY

Double, Spring Return

Code	Type	Contact Block	Colour*	Box/Pcs
MB102K20KY		1 NO + 1 NC	K Y	8
MB102K21KY	Double Extended	1 NO + 1 NC	K Y	8
MB102K20HB		1 NO + 1 NC	B H	8
MB102K21HB	Double Extended	1 NO + 1 NC	B H	8

Selector

Code	Type	Contact Block	Position	Angle	Colour*	Box/Pcs
MB100S20		1 NO	0-1 ↙	60°	●	10
MB100S21	Spring Return	1 NO	0-1 ↘	60°	●	10
MB101S30		2 NO	11-0-1 ↙	60°	●	10
MB101S31	Single Spring Return	2 NO	11-0-1 ↘	60°	●	10
MB101S32	Double Spring Return	2 NO	11-0-1 ↕	60°	●	10



MB100S20

Emergency Stop

Code	Type	Contact Block	Çap	Colour*	Box/Pcs
MB200E	Turn to Release	1 NC	40	●	10
MB202E	Turn to Release	2 NC	40	●	10
MB200EE	With Label, Turn to Release	1 NC	40	●	10
MB202EE	With Label, Turn to Release	2 NC	40	●	10



MB200E



MB200EE

Mushroom Head

Code	Contact Block Type	Colour*	Box/Pcs
MB100M*	1 NO	K S Y	10
MB101M*	2 NO	K S Y	10
MB102M*	1 NO + 1 NC	K S Y	10
MB200M*	1 NC	K S Y	10
MB202M*	2 NC	K S Y	10



MB200MK



MBSD024Y



MBSP220M



MBSD024S



MBSP110K

Monoblock Pilot Lights (LED) IP54

Code	Features	Nominal Voltage	Colour*	Box/Pcs
MBSD012*	Flat	12V AC/DC	B K M S Y	10
MBSD024*	Flat	24V AC/DC	B K M S Y	10
MBSD048*	Flat	48V AC/DC	B K M S Y	10
MBSD048D*	Flat	48V DC	B K M S Y	10
MBSD110*	Flat	110V AC	B K M S Y	10
MBSD110D*	Flat	110V DC	B K M S Y	10
MBSD220*	Flat	220V AC	B K M S Y	10
MBSP012*	Cellular	12V AC/DC	B K M S Y	10
MBSP024*	Cellular	24V AC/DC	B K M S Y	10
MBSP110*	Cellular	110V AC	B K M S Y	10
MBSP220*	Cellular	220V AC	B K M S Y	10

Please choose the colour and replace () with the letter.

Monoblock Buzzers IP50



MBZS024S



MBZX220S

MB Series Ø 22 mm Monoblok Buzzer (LED), 90 db(10 cm Distance)

Code	Features	Nominal Voltage	Box/Pcs
MBZS012S	With LED Illumination	12V AC/DC	10
MBZS024S	With LED Illumination	24V AC/DC	10
MBZS110S	With LED Illumination	110V AC	10
MBZS220S	With LED Illumination	220V AC	10
MBZX012S		12V AC/DC	10
MBZX024S		24V AC/DC	10
MBZX110S		110V AC	10
MBZX220S		220V AC	10

Note: For IP65 preferences, please add "E" letter to end of the code.

In case of IP65 preferences, volume will be decreased 5 db.



BPR01K



CPPR02K



CPPR05K



HPMR10K2



MBPR02K

Potentiometers

Code	Power	Resistance Material	Mechanical Life / Cycle	Features	Turn Type	Nominal Voltage	Output Voltage	Box/Pcs
BPR01K	1,5W (70°C)	1 kΩ (Ceramic)	30.000	IP65	Single Turn			10
BPR02K	1,5W (70°C)	2,2 kΩ (Ceramic)	30.000	IP65	Single Turn			10
BPR05K	1,5W (70°C)	5 kΩ (Ceramic)	30.000	IP65	Single Turn			10
BPR10K	1,5W (70°C)	10 kΩ (Seramik)	30.000	IP65	Single Turn			10
BPR100K	1,5W (70°C)	100 kΩ (Ceramic)	30.000	IP65	Single Turn			10
CPPR01K	1,5W (70°C)	1 kΩ (Ceramic)	50.000	IP65	Single Turn			10
CPPR02K	1,5W (70°C)	2,2 kΩ (Ceramic)	50.000	IP65	Single Turn			10
CPPR05K	1,5W (70°C)	5 kΩ (Ceramic)	50.000	IP65	Single Turn			10
CPPR10K	1,5W (70°C)	10 kΩ (Ceramic)	50.000	IP65	Single Turn			10
CPPR100K	1,5W (70°C)	100 kΩ (Ceramic)	50.000	IP65	Single Turn			10
HPMR01K1	1,5W (40°C)	1 kΩ (Ceramic)	200.000	IP65	Multi Turn	24V DC	10 V DC	1
HPMR02K1	1,5W (40°C)	2 kΩ (Ceramic)	200.000	IP65	Multi Turn	24V DC	10 V DC	1
HPMR05K1	1,5W (40°C)	5 kΩ (Ceramic)	200.000	IP65	Multi Turn	24V DC	10 V DC	1
HPMR10K1	1,5W (40°C)	10 kΩ (Ceramic)	200.000	IP65	Multi Turn	24V DC	10 V DC	1
HPMR01K2	1,5W (40°C)	1 kΩ (Ceramic)	200.000	IP65	Multi Turn	24V DC	24 V DC	1
HPMR02K2	1,5W (40°C)	2 kΩ (Ceramic)	200.000	IP65	Multi Turn	24V DC	24 V DC	1
HPMR05K2	1,5W (40°C)	5 kΩ (Ceramic)	200.000	IP65	Multi Turn	24V DC	24 V DC	1
HPMR10K2	1,5W (40°C)	10 kΩ (Ceramic)	200.000	IP65	Multi Turn	24V DC	24 V DC	1
MBPR02K	(0,25W (50°C)	2,2 kΩ (Carbon)	10.000	IP50	Single Turn			10
MBPR05K	(0,25W (50°C)	5 kΩ (Carbon)	10.000	IP50	Single Turn			10
MBPR10K	(0,25W (50°C)	10 kΩ (Carbon)	10.000	IP50	Single Turn			10



S100LK



S102NS



S140NK



S224NB



S140NY2



S222LS



S22RGB024PC



S22RGB024PX



S106N

Pilot Lights

Code	Dia (mm)	Illumination	Features	Voltage	Colour*	Box/Pcs
S060N*	6	Bulb	12cm Cable	230V AC	(B) (K) (M) (S) (Y)	100
S100N*	10	Bulb	12cm Cable	230V AC	(B) (K) (M) (S) (Y)	100
S100L*	10	LED	12cm Cable	230V AC	(B) (K) (M) (S) (Y)	100
S100L*1	10	LED	12cm Cable	12V AC/DC	(B) (K) (M) (S) (Y)	100
S100L*2	10	LED	12cm Cable	24V AC/DC	(B) (K) (M) (S) (Y)	100
S100N*5SP0	10	Bulb	12cm, With Silicon Cable	230V AC	(B) (K) (M) (S) (Y)	100
S102N*	10	Bulb	With Terminal	230V AC	(B) (K) (M) (S) (Y)	50
S105N*	10	Bulb	Nutless, with Terminal	230V AC	(B) (K) (M) (S) (Y)	50
S106N*	10	Bulb	Nutless, with Cable	230V AC	(B) (K) (M) (S) (Y)	100
S140N*	14	Bulb	With Terminal	230V AC	(B) (K) (M) (S) (Y)	50
S140N*1	14	Bulb	With Terminal	12V DC	(B) (K) (M) (S) (Y)	50
S140N*2	14	Bulb	With Terminal	24V DC	(B) (K) (M) (S) (Y)	50
S145N*	14	Bulb	Hooked	230V AC	(B) (K) (M) (S) (Y)	50
S220N*	22	Bulb	Conic Glass	230V	(B) (K) (M) (S) (Y)	20
S220N*6	22	With Lampholder	Conic Glass		(B) (K) (M) (S) (Y)	20
S222N*	22	Bulb	Finger Proof	230V AC	(B) (K) (M) (S) (Y)	20
S222L*	22	LED	Finger Proof	230V AC	(B) (K) (M) (S) (Y)	20
S222L*1	22	LED	Finger Proof	12V AC/DC	(B) (K) (M) (S) (Y)	20
S222L*2	22	LED	Finger Proof	24V AC/DC	(B) (K) (M) (S) (Y)	20
S224N*	22	Bulb	Terminal + Screw	230V AC	(B) (K) (M) (S) (Y)	20
S224N*7	22	With Ba9S Lampholder	Terminal + Screw		(B) (K) (M) (S) (Y)	20
S22RGB024PC	22	RGB LED	PNP, Cable 1M	24V DC	(K) (M) (Y)	1
S22RGB024NC	22	RGB LED	NPN, Cable 1M	24V DC	(K) (M) (Y)	1
S22RGB024PX	22	RGB LED	PNP, M12 Connector	24V DC	(K) (M) (Y)	1
S22RGB024NX	22	RGB LED	NPN, M12 Connector	24V DC	(K) (M) (Y)	1

Please choose the colour and replace () with the letter.

Note: S1450 vs S2200 Signal Lamps are transparent.



PDA



NA201Y

Accessories

Code	Illumination	Features	Voltage	Colour	Box/Pcs
PDA	Bulb with Plastic Lampholder		220V AC	(B)	100
NA201Y	Neon Bulb	With Ba9S Lampholder	220V AC	(Y)	50
NA201	Neon Bulb	With Ba9S Lampholder	220V AC	(S)	50
NA101	Neon Bulb	With E10 Lampholder	220V AC	(S)	50
NA202	Filament Bulb	With Ba9S Lampholder	24V AC/DC	(S)	50

EMAS[®]

control boxes





P1C300M72H P1C400DK



P1C300M72 P1C400M72



P1C300DY P1C304MK



P1C304DK P1B0S



P1EC400E40 P1EC400E40K



P1EC400E40L P1EB0S



P2B0S P44C

P Series (IP65 With Suitable Buttons, Plastic Enclosed)

Code	Button Qty	Features	Box Colour	Box/ Pcs
P1C300M72H	1	C Series 72 mm Black Mushroom Button + C3CK (NO)	Grey-Black	1
P1C400M72	1	C Series 72 mm Red Mushroom Button + C4CK (NC)	Grey-Black	1
P1C300M72	1	C Series 72 mm Red Mushroom Button + C3CK (NO)	Grey-Black	1
P1C400E72	1	C Series 72 mm Turn to Release Red Emergency Stop Button + C4CK (NC)	Grey-Black	1
P1C300DY	1	B Series Flush Green Button + C3BK (NO)	Black-Grey	1
P1C400DK	1	B Series Flush Red Button + C4BK (NC)	Black-Grey	1
P1C304DK	1	B Series Flush Red Button + C3BK + C4BK	Black-Grey	1
P1C304MK	1	B Series 40 mm Red Mushroom Button + C3BK (NO) + C4BK (NC)	Black-Grey	1
P1EC400E40	1	B Series 40 mm Turn to Release Red Emergency Stop Button + C4BK (NC)	Yellow-Black	1
P1EC400E40K	1	B Series 40 mm Turn to Release Red Emergency Stop Button + C4BK (NC) + BET60P	Yellow-Black	1
P1EC400E40L	1	B Series 40 mm Turn to Release Red Emergency Button + C4BK (NC) + BET60LED2	Yellow-Black	1
P2AB	2	B Series Flush (Green +Red) Buttons + C3BK (NO) + C4BK (NC)	Black-Grey	1
P2ABE30	2	B Series 30 mm Turn to Release Red Emergency + Flush Green Buttons + C3BK (NO)+ C4BK (NC)	Black-Grey	1
P2CC	2	B Series Flush (Green + Red) Buttons + 2*C3BK (NO) + 2* C4BK (NC)	Black-Grey	1
P2CCM	2	B Series 40 mm Red Mushroom + Flush Green Buttons + 2*C3BK (NO) + 2* C4BK (NC)	Black-Grey	1
P3C1A2BE30	3	B Series 30 mm Turn to Release Red Emergency + Flush (Red + Green) Buttons + C3BK (NO) + 2*C4BK (NC)	Yellow-Grey	1
P43A1B	4	B Series Flush (Red + Blue + Yellow + Green) Buttons+ 3*C3BK (NO) + C4BK (NC)	Black-Grey	1
P43A1BE30	4	B Series 30 mm Turn to Release Red Emergency Stop + Flush (Red+Yellow+Green) Buttons + 3*C3BK (NO) + C4BK (NC)	Black-Grey	1
P44C	4	B Series Flush (Red + Blue + Yellow + Green) Buttons + 4*C3BK (NO) + 4*C4BK (NC)	Black-Grey	1
P1B0S	1	Empty Box / W:68mm L:72mm H:52mm	Black-Grey	1
P1EB0S	1	Empty Box / W:68mm L:72mm H:52mm	Yellow-Black	1
P2B0S	2	Empty Box / W:68mm L:102mm H:52mm	Black-Grey	1
P3B0S	3	Empty Box / W:68mm L:132mm H:52mm	Black-Grey	1
P4B0S	4	Empty Box / W:68mm L:162mm H:52mm	Black-Grey	1
P6B0S	6	Empty Box / W:68mm L:230mm H:52mm	Black-Grey	1

NOTE:Contact blocks are mounted onto the base of the control box.



P2B0S P44C



P2AB P2ABE30



P2CCM P2CC



P3B0S P3C1A2BE30



P43A1BE30 P4B0S



P43A1B P6B0S



M1C200E40



M1C200EE



M1C200BOS



PY1BOS



PY3BOS



PY2AB



PY2BOS

M Series (IP65 with Suitable Buttons, Metal Enclosed)

Code	Button Qty	Features	Box Colour	Box/Pcs
M1C200E40	1	CP Series Plastic 40 mm Turn to Release Red Emergency Stop Button + C2 (1NC)	Yellow-Grey	1
M1C200EE	1	CP Series Plastic 40 mm Turn to Release Red Emergency Stop Button With Label + C2 (1NC)	Yellow-Grey	1
M1C200BOS	1	Empty Box / W:68mm L:72mm H:57/85mm	Yellow-Grey	1

PY Series (IP65 with available Push Buttons)

Code	Button Qty	Features	Box Colour	Box/Pcs
PY1BOS	1	Empty Box / W:68mm L:72mm H:60mm	Grey-Black	1
PY2BOS	2	Empty Box / W:68mm L:107mm H:60mm	Grey-Black	1
PY3BOS	3	Empty Box / W:68mm L:142mm H:60mm	Grey-Black	1
PY4BOS	4	Empty Box / W:68mm L:177mm H:60mm	Grey-Black	1
PY6BOS	6	Empty Box / W:68mm L:247mm H:60mm	Grey-Black	1
PY2AB	2	B Series Plastic Flush Red Button +1NC + CP Series Plastic 40 mm Turn to Release Red Emergency Button +1NC	Grey-Black	1

Note: Use Selection Table for your P, PY and M Boxes Special orders. Your special orders will be delivered as individual components if the quantity is less than 50 pcs.



PY4BOS



PY6BOS



PK1M



PK1SE



PK2



PK3



PK31S



PK4

PK Series (IP65 with available Push Buttons)

Code	Button Qty	Features	Box Colour	Box/Pcs
PK1*	1	KB Series Flush Red Button+ KB14K	Grey-Black	1
PK1M*	1	KB Series Red Mushroom Button+ KB14K	Grey-Black	1
PK1SE	1	KB Series Plastic 40 mm Turn to Release Emergency Button 1NO+1NC	Yellow-Black	1
PK2	2	KB Series Flush (Red + Green) Buttons+ 2*KB14K	Grey-Black	1
PK3	3	KB Series Flush (Red + Green + Yellow) Buttons + 3*KB14K + TIPASOM	Grey-Black	1
PK31S	3	KB Series Flush (Red + Green) Buttons + (S220NK6) 230V AC Red Signal + 2*KB14K + TIPASOM	Grey-Black	1
PK4	4	KB Series Flush (Red + Green + Yellow + Blue) Buttons +4*KB14K	Grey-Black	1
PK5	5	KB Series Flush (Red + Green + Yellow + Blue + White) Buttons + 5*KB14K + TIPASOM	Grey-Black	1
PK6	6	KB Series Flush (2*Red + Green + Yellow + Blue + White) Buttons + 6*KB14K	Grey-Black	1
PK1BOS	1	Empty Box / W:70mm L:80mm H:60mm	Grey-Black	24
PK2BOS	2	Empty Box / W: 70mm L:115mm H:60mm	Grey-Black	18
PK3BOS	3	Empty Box / W:70mm L:183mm H:60mm	Grey-Black	12
PK4BOS	4	Empty Box / W: 70mm L:183mm H:60mm	Grey-Black	12
PK5BOS	5	Empty Box / W:70mm L:260mm H:60mm	Grey-Black	6
PK6BOS	6	Empty Box / W:70mm L:260mm H:60mm	Grey-Black	6

Note: On PK Series control boxes, only KB Series buttons can be mounted.



PK5



PK6SB2



PK1BOS



PK1Y



PK2BOS



PK3BOS



PK4BOS



PK5BOS



PK6BOS



PK6

P Type Box Code Combination Table

	B BUTTON SERIES				C BUTTON SERIES				MB BUTTON SERIES				
	A	B	C	D	E	F	G	H	I	J	K	L	M
01	B100DB	B100S20	B100E	B030XB	CM100DB	CM100S20	CM100E	CM050XB	MB100DB	MB100S20	MB100E	MBS0204B	6PRPREU1MAVI
02	B100DB1	B100S21	B100E30	B030XK	CM100DB00	CM100S21	CM200E	CM060XK	MB100DB0D	MB100S21	MB102E	MBS0204K	6PRPREU1MAVIY
03	B100DB2	B100S30	B100MH	B030XM	CM100DB0Y	CM101S30	CM200EG	CM070XM	MB100DH	MB101S30	MB102MK	MBS0204M	6PRPREU1HSIYAH
04	B100DBL	B100SL20B	B100MK	B030XS	CM100DH	CM101S31	CM200MK	CM080XS	MB100DK	MB101S31	MB200E	MBS0204S	6PRPRUS1HSIYAH
05	B100DB0D	B100SL20H	B100MS	B030XY	CM100DH00	CM101S32	CM200MY	CM090XY	MB100DM	MB101S32	MB200MK	MBS0204Y	
06	B100DB0Y	B100SL20K	B100MSZ	B050XB	CM100DK	CM102S30	CP100E	CM080XB	MB100DS	MB102S20	MB200EE	MBS0220B	
07	B100DBZ	B100SL20M	B100MY	B050XY	CM100DM	CM303S30	CP100M72H	CM0K0XK	MB100DY			MBS0220K	
08	B100DH	B100SL20S	B102E	B060XK	CM100DS	CP100S20	CP100MK	CM0M0XM	MB100FY			MBS0220M	
09	B100DH0D	B100SL20Y	B102E30	B070XM	CM100DY	CP100S21	CP100MY	CM0S0XS	MB100MY			MBS0220S	
10	B100DH0Y	B100SL21B	B102E60	B080XS	CM101DH	CP100S30	CP101ES30	CM0Y0XY	MB101DH			MBS0220Y	
11	B100DK	B100SL21K	B102MH	B090XY	CM101DK	CP100S31	CP200E	CM101DJ20	MB101DK			MBS0204B	
12	B100DM	B100SL21Y	B102MK	B080XB	CM101DM	CP100S32	CP200E30	CM101DJ21	MB101DM			MBS0204M	
13	B100DS	B100SL30K	B102MY	B0K0XK	CM101DS	CP101S20	CP200EA30	CP050XB	MB101DY			MBS0204M	
14	B100DSZ	B101S20	B200E	B0M0XM	CM101DY	CP101S21	CP200ECN	CP060XK	MB102DB			MBS0204S	
15	B100DY	B101S21	B200E30	B0S0XS	CM101K20YYOK	CP101S30	CP200ECN30	CP070XM	MB102DB0D			MBS0204Y	
16	B100DY1	B101S30	B200E60	B0Y0XY	CM102DB	CP101S31	CP200ECS30	CP080XS	MB102DH			MBS0220B	
17	B100DY2	B101S31	B200EE	B100AA20	CM102DK	CP101S32	CP200EP	CP090XY	MB102DK			MBS0220K	
18	B100DY0D	B101S32	B200MH	B100AA21	CM102DM	CP102S30	CP200ES30	CP0B0XB	MB102DM			MBS0220M	
19	B100DY0Y	B101SL20B	B200MK	B100AC20	CM102DS	CP303S30	CP200MK	CP0K0XK	MB102DS			MBS0220S	
20	B100HB	B101SL20H	B200MS	B100AC30	CM102DY	CP304S20	CP200MY	CP0M0XM	MB102DY			MBS0220Y	
21	B100HH	B101SL20K	B200MY	B100C	CM102K20HB	CP305S30	CP202E	CP0S0XS	MB200DB			MBZ0204S	
22	B100HK	B101SL20M	B202EE	B100FB	CM102K20HB10	CP100HB	CP220E	CP0Y0XY	MB200DH			MBZS220S	
23	B100HM	B101SL20S		B100FH	CM102K20HH	CP100HH	CP200EE	CP101DJ20	MB200DK			MBZ0204S	
24	B100HS	B101SL20Y		B100FK	CM102K20KY	CP100HK		CP101DJ21	MB200DM			MBZK220S	
25	B100HY	B101SL30B		B100FM	CM102K21HB	CP100HM		CM101A31	MB200DS				
26	B101DB0D	B101SL30K		B100FS	CM102K21KY	CP100HS		CM100A20	MB200DY				
27	B101DH	B101SL30M		B100FY	CM200DHO	CP100HY		CM100A21	MB200FK				
28	B101DM	B101SL30S		B101AA30	CM200DK	CP101HY		CM100A30	MB202DK				
29	B101DY	B101SL30Y		B101AA32	CM200DY	CP102HB		CM101A20					
30	B101DY0D	B101SL31K		B101AC30	CM202DK	CP102HH		CM101A21					
31	B101HY	B101SL31Y		B101K20BB12	CM305DY	CP102HK		CM101A30					
32	B102DB	B101SL32B		B101K20HB	CP100DB	CP102HM		CP200AC20					
33	B102DB0D	B101SL32K		B101K20HH	CP100DB0D	CP102HS		CP102AA20					
34	B102DH	B101SL32S		B101K20HH0K	CP100DB0Y	CP102HY		CP102AA30					
35	B102DK	B101SL32Y		B101K20SS12	CP100DH	CP200HK		CP102AC30					
36	B102DM	B101T20		B101K20YY12	CP100DH0D	CP200HY		CP101AA20					
37	B102DS	B101T201		B101K20YY0K	CP100DHOY	CP202HK		CP101AA30					
38	B102DY	B102S20		B102AA20	CP100DK	CP230HK		CP101AC20					
39	B102HB	B102S30		B102AA30	CP100DM			CP101AC30					
40	B102HH	B102S32		B102AC20	CP100DS			CP100AA20					
41	B102HK	B102SL20K		B102AC30	CP100DY			CP100AC20					
42	B102HM	B102SL20Y		B102C	CP101DK			CP100AC30					
43	B102HS	B102SL32Y		B102K20HB	CP101DY			CM102A20					
44	B102HY	B102T20		B102K20KY	CP101K20HB			CM102A21					
45	B130DB	B111S20		B102K20KY10	CP102DB			CM102A30					
46	B130DH	B121R30		B102K20SH	CP102DH			CM102A31					
47	B130DK	B121R301		B102K20SH10	CP102DK			CM100HB					
48	B130DM	B130SL20B		B102K20SYH10	CP102DM			CM100HH					
49	B130DS	B130SL20K		B102K21HB	CP102DS			CM100HK					
50	B130DY	B130SL20M		B102K21KY	CP102DY			CM100HM					
51	B130HY	B130SL20S		B132K20HB	CP102K20HB			CM100HS					
52	B131DY	B130SL20Y		B132K20KY	CP102K20HS			CM100HY					
53	B132DK	B130SL21B		B132K21HB	CP102K20KY			CM101HY					
54	B132DS	B130SL21K		B132K21KY	CP102K21HB			CM102HB					
55	B132DY	B130SL21Y		B151K20HH0K	CP102K21KY			CM102HH					
56	B170DM	B131SL20K		B191K20HBS	CP200DB			CM102HK					
57	B180DS	B131SL20S		B192K21HB	CP200DK			CM102HM					
58	B190DY	B131SL20Y		B200C	CP200DM			CM102HS					
59	B200DH	B131SL30B		B102K20HSLZ	CP200DS			CM102HY					
60	B200DHO	B131SL30K			CP200DY			CM200HK					
61	B200DK	B131SL30M			CP202DK			CM200HY					
62	B200DKO	B131SL30S			CP303DY			CM202HK					
63	B200DM	B131SL30Y			CP305DY			CM230HK					
64	B200DSL	B131SL31B			CP101K20YYOK								
65	B200DSZ	B131SL31K											
66	B200DY	B131SL31Y											
67	B200FK	B131SL32B											
68	B200HK	B131SL32K											
69	B200HY	B131SL32Y											
70	B202DK	B132SL30B											
71	B202HK	B132SL30K											
72	B230DK	B132SL30M											
73	B230DY	B132SL30S											
74	B230HK	B132SL30Y											
75	B232DK	B132SL32K											
76	B232DY	B132SL32Y											
77	B100DHL	B160SL20K											
78		B161SL30K											
79		B180SL20S											
80		B190SL20Y											
81		B191SL30Y											
82		B191SL32Y											
83		B1K1SL30K											
84		B1S1SL30S											
85		B1Y1SL30Y											
86		B1Y1SL32Y											

EMAS[®]

foot switches





PDP2



PDM11



PDA0



PDA2

Plastic Series

Code	Type	Contact Block	Colour*	Box/Pcs
PDM1	Mini	1 CO	●	10
PDM11	Mini, Cable (1m.)	1 CO	●	1
PDP1	Midi	1 NO	●	1
PDP2	Midi	2 NO	●	1

Aluminium Series

Code	Type	Contact Block	Colour*	Box/Pcs
PDA0	Midi	1 NC	●	1
PDA1	Midi	1 NO	●	1
PDA2	Midi	2 NO	●	1

Foot Protection Series

Single Foot Switch

Code	Material	Metal Bar Mountable	Contact Block	Speed	With Protection	Box/Pcs
PDNS11BX10	Plastic		1 NO + 1 NC			1
PPKS11BX10	Plastic		1 NO + 1 NC		✓	1
PDKS11BX10*	Aluminium		1 NO + 1 NC		✓	1
PDKS11BX11*	Aluminium		1 NO + 1 NC	Stay Put	✓	1
PDKS11GX10*	Aluminium		2x(1 NO + 1 NC)		✓	1
PDKS11GX12*	Aluminium		2*(2NO + 2NC)	With Reset and Double	✓	1
PDKS11GX20*	Aluminium		2x(1 NO + 1 NC)	Double	✓	1
PDKS11UX20*	Aluminium		(1 NO+ 1 NC) + 2x(1 NO + 1 NC)	Double	✓	1
PDKS11VX20*	Aluminium		2x(1NO + 1NC) + 2x(1 NO + 1NC)	Double	✓	1
PDKA11BX10*	Aluminium	✓	1 NO + 1 NC		✓	1
PDKA11GX10*	Aluminium	✓	2x(1 NO + 1 NC)		✓	1
PDKA11GX20*	Aluminium	✓	2x(1 NO + 1 NC)	Double	✓	1
PDKS11GX23	Aluminium		(1 NO + 1 NC) + 2 NC	With Reset and Double	✓	1



PPKS11BX10



PDNS11BX10



PDKS11GX23G



PDKS11BX10T



PDKA11GX10



PDKS11PX10

Potentiometer

Code	Material	Metal Bar Mountable	Contact Block	Features	With Protection	Box/Pcs
PDKS11PX10	Aluminium		1 CO	10 k Ω	✓	1

* Please replace (*) with the letter T for orange, G for grey.
Note: BX11 is Stay-Put Type.

Double Foot Switch

Code	Material	Metal Bar Mountable	Contact Block	Speed	With Protection	Box/Pcs
PDKA22BB10	Aluminium	✓	(1NO+1NC) + (1NO+1NC)		✓	1
PDKA22BG10	Aluminium	✓	(1NO+1NC) + 2x (1 NO+1NC)		✓	1
PDKA22BG20	Aluminium	✓	(1NO+1NC) + 2x (1NO+1NC)	Double	✓	1
PDKA22BG330	Aluminium	Metal Bar Mounted	(1NO+1NC) + ((1NO+1NC) + 2NC)	Normal + With Reset and Double	✓	1
PDKA22GG10	Aluminium	✓	2x (1NO+1NC) + 2x (1NO+1NC)		✓	1
PDKA22GG12	Aluminium	✓	2x (1NO+1NC) + 2x (1NO+1NC)	With Reset and Double	✓	1
PDKA22GG20	Aluminium	✓	2x (1NO+1NC) + 2x (1NO+1NC)	Double	✓	1
PDKA22GG10G	Aluminium	✓	2x (1NO+1NC) + 2x (1NO+1NC)		✓	1



PDKA22GG10G



PDKA22BG330



PPKA22BB10




PDKA22BB10T

Accessories

Code	Type	With Emergency	Box/Pcs
PDABE	Metal Bar	✓	1
PDABT	Metal Bar		1



PDABT



PDABE

EMAS[®]

limit switches





L1K13MIM111



L1K13MIM311



L1K13MIP111



L1K13MEM121



L1K13MUM331



L1K13PUM211



L1K13ROP101



L1K13MEL121

L1 Series, Aluminium Body, Snap Action, IP 65 (except MIP11, MIM11)

Code	Actuator	Actuator Type	Actuator End Unit Material
L1K13MIP111*	Angular Action Roller One Way	Metal	Plastic
L1K13MIM111*	Angular Action Roller One Way	Metal	Metal
L1K13MIP211*	Angular Action Roller One Way	Aluminium	Plastic
L1K13MIM211*	Angular Action Roller One Way	Aluminium	Metal
L1K13MIP311*	Angular Action Roller One Way	Plastic	Plastic
L1K13MIM311*	Angular Action Roller One Way	Plastic	Metal
L1K13MEP121*	Angular Action Roller Two Way	Plastic	Plastic
L1K13MEM121*	Angular Action Roller Two Way	Plastic	Metal
L1K13MEL121*	Angular Action Roller Two Way	Plastic	Rubber
L1K13PUM211*	Plunger	Plastic	Metal
L1K13MUM331*	Linear Roller	Plastic	Metal
L1K13SOM101	Spiral Lever	Plastic	Metal
L1K13SOM102	Spiral Arm	Plastic	Metal
L1K13ROP101*	Rigid Rod	Plastic	Plastic
L1K13SOP101	Spiral Arm	Plastic	Plastic-Metal
L1K13SOP102	Spiral Arm	Plastic	Plastic-Metal
L1K13SOP103	Spiral Arm	Plastic	Plastic-Metal



L2K13MIM311



L2K13MEL121



L2K13MEM121



L2K13MEP123



L2K13PUM211



L2K13MIM211



L2K13SOM101



L2K13SOP102

L2 Series, Aluminium Body, Plastic Cover, Snap Action, IP 65

Code	Actuator	Actuator Type	Actuator End Unit Material
L2K13MIP211*	Angular Action Roller One Way	Metal	Plastic
L2K13MIM211*	Angular Action Roller One Way	Metal	Metal
L2K13MIP311*	Angular Action Roller One Way	Plastic	Plastic
L2K13MIM311*	Angular Action Roller One Way	Plastic	Metal
L2K13MEP121*	Angular Action Roller Two Way	Plastic	Plastic
L2K13MEP122	Angular Action Roller Two Way, Adjustable	Plastic	Plastic
L2K13MEP123*	Angular Action Roller Two Way, Adjustable	Plastic	Plastic
L2K13MEP124*	Angular Action Roller Two Way, Adjustable	Plastic	Plastic
L2K13MEL121*	Angular Action Roller Two Way, Adjustable	Plastic	Rubber
L2K13MEM121*	Angular Action Roller Two Way	Plastic	Metal
L2K13MEM122	Angular Action Roller Two Way, Adjustable	Plastic	Metal
L2K13MEM123*	Angular Action Roller Two Way, Adjustable	Plastic	Metal
L2K13MEM124*	Angular Action Roller Two Way	Plastic	Metal
L2K13PUM211*	Plunger	Plastic	Metal
L2K13MUM331*	Linear Roller	Plastic	Metal
L2K13SOM101	Spiral Lever	Plastic	Metal
L2K13SOM102	Spiral Arm	Plastic	Metal
L2K13ROP101*	Rigid Rod	Plastic	Plastic
L2K13SOP101	Spiral Arm	Plastic	Plastic-Metal
L2K13SOP102	Spiral Arm	Plastic	Plastic-Metal
L2K13SOP103	Spiral Arm	Plastic	Plastic-Metal

* Positive opening Function

Note : For contact block alternatives, please see contact blocks table on Page 40



L22M13MEP121



L22M13MUM331



L22M23MIP311



L22M23PUM211



L22M13MEL121



L22M13REF121



L22M13MIM211



L22M23SOM102

L22Series, Plastic Body, Snap Action, IP 65

Code	Actuator	Actuator Type	Actuator End Unit Material
L22M13MIP211*	Angular Action Roller One Way	Metal	Plastic
L22M13MIM211*	Angular Action Roller One Way	Metal	Metal
L22M13MIP311*	Angular Action Roller One Way	Plastic	Plastic
L22M13MIM311*	Angular Action Roller One Way	Plastic	Metal
L22M13MEP121*	Angular Action Roller Two Way	Plastic	Plastic
L22M13MEP122	Angular Action Roller Two Way, Adjustable	Plastic	Plastic
L22M13MEP123*	Angular Action Roller Two Way, Adjustable	Plastic	Plastic
L22M13MEP124*	Angular Action Roller Two Way, Adjustable	Plastic	Plastic
L22M13MEL121*	Angular Action Roller Two Way, Adjustable	Plastic	Rubber
L22M13MEM121*	Angular Action Roller Two Way	Plastic	Metal
L22M13MEM122	Angular Action Roller Two Way, Adjustable	Plastic	Metal
L22M13MEM123*	Angular Action Roller Two Way, Adjustable	Plastic	Metal
L22M13MEM124*	Angular Action Roller Two Way	Plastic	Metal
L22M13PUM211*	Plunger	Plastic	Metal
L22M13MUM331*	Linear Roller	Plastic	Metal
L22M13SOM101	Spiral Lever	Plastic	Metal
L22M13SOM102	Spiral Arm	Plastic	Metal
L22M13ROP101*	Rigid Rod	Plastic	Plastic
L22M13SOP101	Spiral Arm	Plastic	Plastic-Metal
L22M13SOP102	Spiral Arm	Plastic	Plastic-Metal
L22M13SOP103	Spiral Arm	Plastic	Plastic-Metal



L3K13MIM411



L3K13MEP124



L3K13MUM331



L3K13REF121



L3K13MIP311



L3K13MEM121



L3K13MEL122



L3K13MEM124



L3K13PUM211



L3K13ROP101

L3 Series, Plastic Body, Snap Action, IP 65

Code	Actuator	Actuator Type	Actuator End Unit Material
L3K13MIP311*	Angular Action Roller One Way	Plastic	Plastic
L3K13MIP411*	Angular Action Roller One Way	Plastic	Plastic
L3K13MIM311*	Angular Action Roller One Way	Plastic	Metal
L3K13MIM411*	Angular Action Roller One Way	Plastic	Metal
L3K13MEP121*	Angular Action Roller Two Way	Plastic	Plastic
L3K13MEP122	Angular Action Roller Two Way, Adjustable	Plastic	Plastic
L3K13MEP123*	Angular Action Roller Two Way, Adjustable	Plastic	Plastic
L3K13MEP124*	Angular Action Roller Two Way, Adjustable	Plastic	Plastic
L3K13MEM121*	Angular Action Roller Two Way, Adjustable	Plastic	Metal
L3K13MEM122	Angular Action Roller Two Way, Adjustable	Plastic	Metal
L3K13MEM123*	Angular Action Roller Two Way, Adjustable	Plastic	Metal
L3K13MEM124*	Angular Action Roller Two Way, Adjustable	Plastic	Metal
L3K13MEL121*	Angular Action Roller Two Way, Adjustable	Plastic	Rubber
L3K13MEL122	Angular Action Roller Two Way, Adjustable	Plastic	Rubber
L3K13PUM211*	Plunger	Plastic	Metal
L3K13MUM331*	Linear Roller	Plastic	Metal
L3K13SOM101	Spiral Lever	Plastic	Metal
L3K13SOM102	Spiral Arm	Plastic	Metal
L3K13ROP101*	Rigid Rod	Plastic	Plastic
L3K13SOP101	Spiral Arm	Plastic	Plastic-Metal
L3K13SOP102	Spiral Arm	Plastic	Plastic-Metal
L3K13SOP103	Spiral Arm	Plastic	Plastic-Metal
L3K13REM121*	Metal Arm	Plastic	Metal
L3K13REF121	Fiber Arm	Plastic	Fiber

* Positive opening Function

Note : For contact block alternatives, please see contact blocks table on Page 40



L5K13MIP311



L5K13MIP411



L5K13MEP123



L5K13MEP124



L5K13MUM331



L5K13MUM332R



L5K13MIP211



L5K13MEL121



L5K13MEM121



L5K13MIP411R

L5 Series, Plastic Body, Snap Action, IP 65

Code	Actuator	Actuator Type	Actuator End Unit Material
L5K13MIP211*	Angular Action Roller One Way (22mm)	Plastic	Plastic
L5K13MIP311*	Angular Action Roller One Way	Plastic	Plastic
L5K13MIM311R	Angular Action Roller One Way, Adjustable	Plastic	Metal
L5K13MIP411*	Angular Action Roller One Way	Plastic	Plastic
L5K13MIP411R*	Angular Action Roller One Way, with Reset	Plastic	Plastic
L5K13MIM211*	Angular Action Roller One Way (22mm)	Plastic	Metal
L5K13MIM311*	Angular Action Roller One Way	Plastic	Metal
L5K13MIM411*	Angular Action Roller One Way	Plastic	Metal
L5K13MIM411R	Angular Action Roller One Way, Adjustable	Plastic	Metal
L5K13MEP121*	Angular Action Roller Two Way	Plastic	Plastic
L5K13MEP122*	Angular Action Roller Two Way, Adjustable	Plastic	Plastic
L5K13MEP123*	Angular Action Roller Two Way, Adjustable	Plastic	Plastic
L5K13MEP124*	Angular Action Roller Two Way, Adjustable	Plastic	Plastic
L5K13MEM121*	Angular Action Roller Two Way	Plastic	Metal
L5K13MEM122*	Angular Action Roller Two Way, Adjustable	Plastic	Metal
L5K13MEM123*	Angular Action Roller Two Way, Adjustable	Plastic	Metal
L5K13MEL121*	Angular Action Roller Two Way	Plastic	Rubber
L5K13MEL122*	Angular Action Roller Two Way, Adjustable	Plastic	Rubber
L5K13MEL123*	Angular Action Roller Two Way, Adjustable	Plastic	Rubber
L5K13MEL123A*	Angular Action Roller Two Way, Adjustable	Plastic	Rubber
L5K13MEM124*	Angular Action Roller Two Way, Adjustable	Plastic	Metal
L5K13PUM211*	Plunger	Plastic	Metal
L5K13PUM211R*	Plunger, with Reset	Plastic	Metal
L5K13PUP211	Plunger	Plastic	Plastic
L5K13MUM331*	Linear Roller	Plastic	Metal
L5K13MUM331R*	Linear Roller, with Reset	Plastic	Metal
L5K13MUM332R*	Linear Roller, with Reset	Plastic	Metal
L5K13SOM101	Spiral Lever	Plastic	Metal
L5K13SOM102	Spiral Arm	Plastic	Metal
L5K13SOM103	Spiral Arm	Plastic	Metal
L5K13SOP101	Spiral Arm	Plastic	Plastic-Metal
L5K13SOP102	Spiral Arm	Plastic	Plastic-Metal
L5K13SOP103	Spiral Arm	Plastic	Plastic-Metal
L5K13ROP101*	Rigid Rod	Plastic	Plastic
L5K13CPDE	Emergency Stop	Plastic	Plastic
L5K13REM121	Fiber Arm	Plastic	Metal
L5K13REF121	Fiber Arm	Plastic	Fiber

* Positive opening Function

Note : For contact block alternatives, please see contact blocks table on Page 40



L5K23LEM411



L5K23BEM621



L5K13CPDE



L5K23LUM323

L5 Series, Plastic Body, Slow Action, IP 65

Code	Actuator	Actuator Type	Actuator End Unit Material
L5K23MEL123A	Angular Action Roller Two Way, Adjustable	Plastic	Rubber
L5K23SOM103	Spiral Arm	Plastic	Metal
L5K23LEM411*	Hinge	Plastic	Metal
L5K23LEM412*	Hinge	Plastic	Metal
L5K23LEM511*	Hinge	Plastic	Metal
L5K23LEM621*	Hinge	Plastic	Metal
L5K23LEM622*	Hinge	Plastic	Metal
L5K23BEM621*	Rotational Tube	Plastic	Metal
L5K23LUM321*	Curved Key	Plastic	Metal
L5K23LUM322*	Straight Key	Plastic	Metal



L5K23LUM321



L5K23LUM322



L5K42MEP123



L5K42MEP124



L5K42MEM121



L5K42MEL121



L51K13MIM311



L51K13MIP211



L51K13MEM121



L51K13MIM411



L51K13MEL122



L51K13MEM122



L51K13SOM101



L51K13SOM102



L51K13MUM331



L51K13MEM124



L51K13REF121



L51K13ROP101

L5 Series, Plastic Body, Slow Action, IP 65

Code	Actuator	Actuator Type	Actuator End Unit Material
L5K23LUM323	Movable Key	Plastic	Metal
L5K23MUM332R*	Linear Roller, with Reset	Plastic	Metal
L5K23CPDE	Emergency Stop	Plastic	Plastic
L5K23LUM324	Movable Key	Plastic	Metal

L5 Series, Plastic Body, Slow Action, Independent 2NC (1NC right + 1NC left), IP 65

Code	Actuator	Actuator Type	Actuator End Unit Material
L5K42MEP121*	Angular Action Roller Two Way	Plastic	Plastic
L5K42MEP122*	Angular Action Roller Two Way, Adjustable	Plastic	Plastic
L5K42MEP123*	Angular Action Roller Two Way, Adjustable	Plastic	Plastic
L5K42MEP124*	Angular Action Roller Two Way, Adjustable	Plastic	Plastic
L5K42MEM121*	Angular Action Roller Two Way	Plastic	Metal
L5K42MEM122*	Angular Action Roller Two Way, Adjustable	Plastic	Metal
L5K42MEM123*	Angular Action Roller Two Way, Adjustable	Plastic	Metal
L5K42MEL121*	Angular Action Roller Two Way	Plastic	Rubber
L5K42MEL122*	Angular Action Roller Two Way, Adjustable	Plastic	Rubber
L5K42MEL123*	Angular Action Roller Two Way, Adjustable	Plastic	Rubber
L5K42MEM124*	Angular Action Roller Two Way, Adjustable	Plastic	Metal

L51 Series, Metal Body, Snap Action, IP 65

Code	Actuator	Actuator Type	Actuator End Unit Material
L51K13MIP211	Angular Action Roller One Way	Metal	Plastic
L51K13MIP311*	Angular Action Roller One Way	Metal	Plastic
L51K13MIP411	Angular Action Roller One Way	Metal	Plastic
L51K13MIM211	Angular Action Roller One Way	Metal	Metal
L51K13MIM311*	Angular Action Roller One Way	Metal	Metal
L51K13MIM411*	Angular Action Roller One Way	Metal	Metal
L51K13MEP121*	Angular Action Roller Two Way	Metal	Plastic
L51K13MEP122*	Angular Action Roller Two Way, Adjustable	Metal	Plastic
L51K13MEP123*	Angular Action Roller Two Way, Adjustable	Metal	Plastic
L51K13MEP124*	Angular Action Roller Two Way, Adjustable	Metal	Plastic
L51K13MEP125*	Angular Action Roller Two Way	Metal	Plastic-Metal
L51K13MEM121*	Angular Action Roller Two Way	Metal	Metal
L51K13MEM122*	Angular Action Roller Two Way, Adjustable	Metal	Metal
L51K13MEM123*	Angular Action Roller Two Way, Adjustable	Metal	Metal
L51K13MEL121*	Angular Action Roller Two Way	Metal	Rubber
L51K13MEL122*	Angular Action Roller Two Way, Adjustable	Metal	Rubber
L51K13MEL123*	Angular Action Roller Two Way, Adjustable	Metal	Rubber
L51K13MEL123A*	Angular Action Roller Two Way, Adjustable	Metal	Rubber
L51K13MEM124*	Angular Action Roller Two Way, Adjustable	Metal	Plastic-Metal
L51K13MEM125*	Angular Action Roller Two Way	Metal	Metal
L51K13PUM211*	Plunger	Metal	Plastic-Metal
L51K13MUM331*	Linear Roller	Metal	Plastic-Metal
L51K13MUM331F	Linear Roller, Stay Put	Metal	Plastic-Metal
L51K13SOM101	Spiral Lever	Metal	Plastic-Metal
L51K13SOM102	Spiral Arm	Metal	Metal
L51K13SOM103	Spiral Arm	Metal	Metal
L51K13SOP101	Spiral Arm	Metal	Plastic-Metal
L51K13SOP102	Spiral Arm	Metal	Plastic-Metal
L51K13SOP103	Spiral Arm	Metal	Plastic-Metal
L51K13ROP101*	Rigid Rod	Metal	Plastic
L51K13REF121	Rigid Rod	Metal	Fiber
L51K13REM121*	Rigid Rod	Metal	Metal
L51K13LEM411	Hinge	Metal	Metal
L51K13LEM412	Hinge	Metal	Metal
L51K13LEM511	Hinge	Metal	Metal
L51K13LEM621	Hinge	Metal	Metal
L51K13LEM622	Hinge	Metal	Metal

* Positive opening Function

Note : For contact block alternatives, please see contact blocks table on Page 40



L51K23HUM112



L51K23LUM321



L51K23LUM322



L51K23LUM323

L51 Series, Metal Body, Slow Action, IP 65

Code	Actuator	Actuator Type	Actuator End Unit Material
L51K23LUM321*	Curved Key	Metal	Metal
L51K23LUM322*	Straight Key	Metal	Metal
L51K23LUM323	Movable Key	Metal	Metal
L51K23LUM324	Movable Key	Metal	Metal
L51K23HUM111	Metal Ring	Metal	Metal
L51K23HUM112	Metal Ring, with Reset	Metal	Metal

Note: Maximum usable wire length is 12 metre for L51K23HUM111 and L51K23HUM112 limit switches



L52K13MIM311



L52K13MIM411



L52K13MEP123



L52K13MEP124



L52K13MUM331



L52K13PUM211



L52K13REF121



L52K13REM121



L52K13MEL122



L52K13MIP211



L52K13MEL123



L52K13MEP121

L52 Series, Metal Body, Snap Action, IP 65

Code	Actuator	Actuator Type	Actuator End Unit Material
L52K13MIP211	Angular Action Roller One Way	Metal	Plastic
L52K13MIP311*	Angular Action Roller One Way	Metal	Plastic
L52K13MIP411*	Angular Action Roller One Way	Metal	Plastic
L52K13MIM211	Angular Action Roller One Way	Metal	Metal
L52K13MIM311*	Angular Action Roller One Way	Metal	Metal
L52K13MIM411*	Angular Action Roller One Way	Metal	Metal
L52K13MEP121*	Angular Action Roller Two Way	Metal	Plastic
L52K13MEP122*	Angular Action Roller Two Way, Adjustable.	Metal	Plastic
L52K13MEP123*	Angular Action Roller Two Way, Adjustable.	Metal	Plastic
L52K13MEP124*	Angular Action Roller Two Way, Adjustable.	Metal	Plastic
L52K13MEP125*	Angular Action Roller Two Way	Metal	Plastic-Metal
L52K13MEM121*	Angular Action Roller Two Way	Metal	Metal
L52K13MEM122*	Angular Action Roller Two Way, Adjustable.	Metal	Metal
L52K13MEM123*	Angular Action Roller Two Way, Adjustable.	Metal	Metal
L52K13MEL121*	Angular Action Roller Two Way, Adjustable.	Metal	Rubber
L52K13MEL122*	Angular Action Roller Two Way	Metal	Rubber
L52K13MEL123*	Angular Action Roller Two Way, Adjustable.	Metal	Rubber
L52K13MEL123A*	Angular Action Roller Two Way, Adjustable.	Metal	Rubber
L52K13MEM124*	Angular Action Roller Two Way, Adjustable.	Metal	Metal
L52K13PUM211*	Plunger	Metal	Metal
L52K13MUM331*	Linear Roller	Metal	Metal
L52K13MUP331	Linear Roller	Metal	Plastic
L52K13SOM101	Spiral Lever	Metal	Metal
L52K13SOM102	Spiral Arm	Metal	Metal
L52K13SOM103	Spiral Arm	Metal	Metal
L52K13SOP101	Spiral Arm	Metal	Plastic-Metal
L52K13SOP102	Spiral Arm	Metal	Plastic-Metal
L52K13SOP103	Spiral Arm	Metal	Plastic-Metal
L52K13ROP101*	Rigid Rod	Metal	Plastic
L52K13REF121	Rigid Rod	Metal	Fiber
L52K13REM121*	Rigid Rod	Metal	Metal
L52K13LEM411	Hinge	Metal	Metal
L52K13LEM412	Hinge	Metal	Metal
L52K13LEM511	Hinge	Metal	Metal
L52K13LEM621	Hinge	Metal	Metal
L52K13LEM622	Hinge	Metal	Metal

* Positive opening Function

Note : For contact block alternatives, please see contact blocks table on Page 40



L52K23HUM111



L52K23HUM112



L52K23LUM322



L52K23LUM323

L52 Series, Metal Body, Slow Action

Code	Actuator	Actuator Type	Actuator End Unit Material
L52K23LUM321*	Curved Key	Metal	Metal
L52K23LUM322*	Straight Key	Metal	Metal
L52K23LUM323	Movable Key	Metal	Metal
L52K23LUM324	Movable Key	Metal	Metal
L52K23HUM111	Metal Ring	Metal	Metal
L52K23HUM112	Metal Ring, with Reset	Metal	Metal

* Positive opening Function

Note: Maximum usable wire length is 12 metre for L52K23HUM111 and L52K23HUM112 limit switches



L53K13MIM311



L53K13MIP211



L53K13MEL123



L53K13MEP125



L53K13PUM211



L53K13MEL123A



L53K13MEM121



L53K13MUM331



L53K13SOM102



L53K13SOP103



L53K23LEM621



L53K13MEM124

L53 Series, Metal Body, Heavy Duty with 3 Cable Entry, Snap Action, IP 65

Code	Actuator	Actuator Type	Actuator End Unit Material
L53K13MIP211	Angular Action Roller One Way	Metal	Plastic
L53K13MIP311*	Angular Action Roller One Way	Metal	Plastic
L53K13MIP411*	Angular Action Roller One Way	Metal	Plastic
L53K13MIM211	Angular Action Roller (22 mm)	Metal	Metal
L53K13MIM311*	Angular Action Roller One Way	Metal	Metal
L53K13MEP121*	Angular Action Roller Two Way	Metal	Plastic
L53K13MEP122*	Angular Action Roller Two Way, Adjustable.	Metal	Plastic
L53K13MEP123*	Angular Action Roller Two Way, Adjustable.	Metal	Plastic
L53K13MEP124*	Angular Action Roller Two Way, Adjustable.	Metal	Plastic
L53K13MEP125*	Angular Action Roller Two Way, Adjustable.	Metal	Plastic
L53K13MEM121*	Angular Action Roller Two Way	Metal	Metal
L53K13MEM122*	Angular Action Roller Two Way, Adjustable.	Metal	Metal
L53K13MEM123*	Angular Action Roller Two Way, Adjustable.	Metal	Metal
L53K13MEL121*	Angular Action Roller Two Way	Metal	Rubber
L53K13MEL122*	Angular Action Roller Two Way, Adjustable.	Metal	Rubber
L53K13MEL123*	Angular Action Roller Two Way, Adjustable.	Metal	Rubber
L53K13MEL123A*	Angular Action Roller Two Way, Adjustable.	Metal	Rubber
L53K13MEM124*	Angular Action Roller Two Way, Adjustable.	Metal	Metal
L53K13MEM125*	Angular Action Roller Two Way	Metal	Metal
L53K13PUM211*	Plunger	Metal	Metal
L53K13MUM331*	Linear Roller	Metal	Metal
L53K13MUP331	Linear Roller	Metal	Plastic
L53K13SOM101	Spiral Lever	Metal	Metal
L53K13SOM102	Spiral Arm	Metal	Metal
L53K13SOM103	Spiral Arm	Metal	Metal
L53K13SOP101	Spiral Arm	Metal	Plastic-Metal
L53K13SOP102	Spiral Arm	Metal	Plastic-Metal
L53K13SOP103	Spiral Arm	Metal	Plastic-Metal
L53K13ROP101*	Rigid Rod	Metal	Plastic
L53K13REF121	Rigid Rod	Metal	Fiber
L53K13REM121	Fiber Arm	Metal	Metal
L53K13LEM411	Hinge	Metal	Metal
L53K13LEM412	Hinge	Metal	Metal
L53K13LEM511	Hinge	Metal	Metal
L53K13LEM621	Hinge	Metal	Metal
L53K13LEM622	Hinge	Metal	Metal

* Positive opening Function

Note : For contact block alternatives, please see contact blocks table on Page 40



L53K23HUM111



L53K23HUM112



L53K23LUM321



L53K23LUM323

L53 Series, Metal Body, Heavy Duty With 3 Cable Entry, Slow Action, IP 65

Code	Actuator	Actuator Type	Actuator End Unit Material
L53K23LUM321	Curved Key	Metal	Metal
L53K23LUM322	Straight Key	Metal	Metal
L53K23HUM111	Metal Ring	Metal	Metal
L53K23HUM112	Metal Ring, with Reset	Metal	Metal

Note: Maximum usable wire length is 12 metre for L53K23HUM111 and L53K23HUM112 limit switches



L54K16MIP211



L54K16MIM211



L54K16MIP311



L54K16MIM311



L54K16MEP121



L54K16MEM121



L54K16MEM122



L54K16MEP124



L54K16MEM123



L54K16MEM124



L54K16PUM211



L54K16MEL121

L54 Series, Snap and Slow Action, IP65

Code	Actuator	Actuator Type	Actuator End Unit Material
L54K16MIP211	Angular Action Roller One Way	Metal	Plastic
L54K16MIM211	Angular Action Roller One Way	Metal	Metal
L54K16MIP311	Angular Action Roller One Way	Metal	Plastic
L54K16MIM311	Angular Action Roller One Way	Metal	Metal
L54K16MEP121	Angular Action Roller Two Way	Metal	Plastic
L54K16MEM121	Angular Action Roller Two Way	Metal	Metal
L54K16MEP122	Angular Action Roller Two Way, Adjustable	Metal	Plastic
L54K16MEM122	Angular Action Roller Two Way,	Metal	Metal
L54K16MEP123	Angular Action Roller Two Way, Adjustable	Metal	Plastic
L54K16MEM123	Angular Action Roller Two Way, Adjustable	Metal	Metal
L54K16MEP124	Angular Action Roller Two Way, Adjustable	Metal	Plastic
L54K16MEM124	Angular Action Roller Two Way, Adjustable	Metal	Metal
L54K16MEL121	Angular Action Roller Two Way	Metal	Rubber
L54K16MEL122	Angular Action Roller Two Way	Metal	Rubber
L54K16MEL123	Angular Action Roller Two Way, Adjustable	Metal	Rubber
L54K16PUM211	Plunger	Metal	Metal
L54K16MUM331	Linear Roller	Metal	Metal



L54K16MEL123



L54K16MEP122



L54K16MUM331



L7K13



L7K23

L7 Series Plastic Body, IP 67

Code	Contact Block Action Type	Contact Block Type	Box/Pcs
L7K12	Snap	2 NC	Single Boxes in a Box of 10
L7K13	Snap	1 NC + 1 NO	Single Boxes in a Box of 10
L7K22	Slow	2 NC	Single Boxes in a Box of 10
L7K23	Slow	1 NC + 1 NO	Single Boxes in a Box of 10
L7K25	Slow	2 NC + 1 NO	Single Boxes in a Box of 10
L7K27	Slow	1 NC + 2 NO	Single Boxes in a Box of 10
L7K2C	Slow	3NC	Single Boxes in a Box of 10



LD7MEL121



LD7MEL123

L7 Actuators

Code	Body Type	Actuator	Actuator Type	Actuator End Unit Material	Box/Pcs
LD7MEL121	L7	Angular Action Roller Two Way	Metal	Rubber	10
LD7MEL122	L7	Angular Action Roller Two Way, Adjustable.	Metal	Rubber	10
LD7MEL123	L7	Angular Action Roller Two Way, Adjustable.	Metal	Rubber	10
LD7MEL124	L7	Angular Action Roller Two Way, Adjustable.	Metal	Rubber	10
LD7MEM121	L7	Angular Action Roller Two Way	Metal	Metal	10
LD7MEM122	L7	Angular Action Roller Two Way, Adjustable.	Metal	Metal	10
LD7MEM123	L7	Angular Action Roller Two Way, Adjustable.	Metal	Metal	10
LD7MEM124	L7	Angular Action Roller Two Way	Metal	Metal	10
LD7MEP121	L7	Angular Action Roller Two Way, Adjustable.	Metal	Plastic	10
LD7MEP122	L7	Angular Action Roller Two Way, Adjustable.	Metal	Plastic	10
LD7MEP123	L7	Angular Action Roller Two Way, Adjustable.	Metal	Plastic	10
LD7MEP124	L7	Angular Action Roller Two Way	Metal	Plastic	10
LD7MIM211	L7	Angular Action Roller Two Way	Metal	Metal	10
LD7MIM311	L7	Angular Action Roller One Way	Metal	Metal	10
LD7MIM411	L7	Angular Action Roller One Way	Metal	Metal	10
LD7MIP211	L7	Angular Action Roller One Way	Metal	Plastic	10
LD7MIP311	L7	Angular Action Roller One Way	Metal	Plastic	10
LD7MIP411	L7	Angular Action Roller One Way	Metal	Plastic	10
LD7MUM331	L7	Linear Roller	Metal	Metal	10
LD7MUP331	L7	Linear Roller	Metal	Plastic	10
LD7PUM211	L7	Plunger	Metal	Metal	10
LD7REF121	L7	Rigid Rod	Metal	Fiber	10
LD7REM121	L7	Rigid Rod	Metal	Metal	10
LD7ROP101	L7	Rigid Rod	Metal	Plastic	10
LD7SOM101	L7	Spiral Lever	Metal	Metal	10
LD7SOM102	L7	Spiral Arm	Metal	Metal	10
LD7SOM103	L7	Spiral Arm	Metal	Metal	10
LD7SOP101	L7	Spiral Arm	Metal	Plastic	10



LD7MEM121



LD7MEM122



LD7MEM123



LD7MEM124




LD7MIM311



LD7MIP411



LD7MUM331



LD7PUM211



LD7REF121



LD7REM121



L61K13PUM211



L61K13MUM331



L61K13MEM212



L61K13MEP121



L61K13MIM311



L61K13SOM101

L61 Series, Metal Body, With Cable, IP67, Snap Action (2 mt.cable)

Code	Actuator	Actuator Type	Actuator End Unit Material
L61K13MUM331*	Linear Roller	Metal	Metal
L61K13PUM211*	Plunger	Metal	Metal
L61K13MEM121*	Angular Action Roller Two Way	Metal	Metal
L61K13MEP121*	Angular Action Roller Two Way	Metal	Plastic
L61K13MIM311*	Angular Action Roller One Way	Metal	Metal
L61K13MIP311*	Angular Action Roller One Way	Metal	Plastic
L61K13SOM101	Spring Lever	Metal	Metal



L66K13MUM331



L66K13PUM211



L66K13MEP121



L66K13MEM121



L66K13MIP311



L66K13SOM101

L66 Series, Plastic Body, With Cable, IP67, Snap Action (2 mt.cable)

Code	Actuator	Actuator Type	Actuator End Unit Material
L66K13MUM331*	Linear Roller	Metal	Metal
L66K13PUM211*	Plunger	Metal	Metal
L66K13MEM121*	Angular Action Roller Two Way	Plastic	Metal
L66K13MEP121*	Angular Action Roller Two Way	Plastic	Plastic
L66K13MIM311*	Angular Action Roller One Way	Plastic	Metal
L66K13MIP311*	Angular Action Roller One Way	Plastic	Plastic
L66K13SOM101	Spring Lever	Plastic	Metal

* Positive opening Function

Spare Parts of Limit Switches



LD11MIP111



LD22MIP211



LD23MIP411



LD23MEM121



LD23SOP101



LD23ROP101



LD33MEP122



LD23SOP103



LD33MIP311



LD33MUM331



LA33LUM323



LA33LUM324

Actuator

Code	Body Type	Actuator Type	End Unit Material	Features	Box/Pcs
LD11MIP111	L1,L4	Angular Action Roller One Way	Plastic	Metal Sheet Construction	1
LD11MIM111	L1,L4	Angular Action Roller One Way	Metal	Metal Sheet Construction	20
LD22MIP211	L1,L2,L4	Angular Action Roller One Way	Plastic	Metal Construction	1
LD22MIM211	L1,L2,L4	Angular Action Roller One Way	Metal	Metal Construction	20
LD23MIP311	L1,L2,L3,L4	Angular Action Roller One Way	Plastic	Plastic Construction	20
LD23MIM311	L1,L2,L3,L4	Angular Action Roller One Way	Metal	Plastic Construction	20
LD23MIP411	L3	Angular Action Roller One Way	Plastic	Plastic Construction with Angle	1
LD23MIM411	L3	Angular Action Roller One Way	Metal	Plastic Construction with Angle	20
LD23MEP121	L1,L2,L3,L4	Angular Action Roller Two Way	Plastic	Plastic Construction - Rotating Arm	20
LD23MEM121	L1,L2,L3,L4	Angular Action Roller Two Way	Metal	Plastic Construction - Rotating Arm	1
LD23PUM211	L1,L2,L3,L4	Plunger	Metal	Plastic Construction	20
LD23MUM331	L1,L2,L3,L4	Linear Roller	Metal	Plastic Construction	20
LD23SOM101	L1,L2,L3	Spiral Lever	Metal	Plastic Construction - Multi Way	20
LD23SOM102	L1,L2,L3	Spiral Arm	Metal	Plastic Construction - Multi Way	20
LD23SOP101	L1,L2,L3	Spiral Arm	Plastic	Plastic Construction - Multi Way	1
LD23SOP102	L1,L2,L3	Spiral Arm	Plastic	Plastic Construction - Multi Way	20
LD23SOP103	L1,L2,L3	Spiral Arm	Plastic	Plastic Construction - Multi Way	1
LD23ROP101	L1,L2,L3	Rigid Rod	Plastic	Plastic Construction - Multi Way	1
LD23MEL121	L1,L2,L3	Angular Action Roller Two Way	Rubber	Plastic Construction - Rotating Arm	20
LD23MEP123	L2,L3	Angular Action Roller Two Way	Plastic	Plastic Construction - Rotating Arm	20
LD23MEM123	L2,L3	Angular Action Roller Two Way	Metal	Plastic Construction - Rotating Arm	20
LD33MIM311	L5	Angular Action Roller One Way	Metal	Plastic Construction with Angle	20
LD33MIP311	L5	Angular Action Roller One Way	Plastic	Plastic Construction with Angle	1
LD33MIP411	L5	Angular Action Roller One Way	Plastic	Plastic Construction with Angle	20
LD33MEP121	L5	Angular Action Roller Two Way	Plastic	Plastic Construction - Rotating Arm	20
LD33MEP122	L5	Angular Action Roller Two Way	Plastic	Plastic Construction - Rotating Arm	1
LD33MEP123	L5	Angular Action Roller Two Way	Plastic	Plastic Construction - Rotating Arm	20
LD33MEM122	L5	Angular Action Roller Two Way	Metal	Plastic Construction - Rotating Arm	20
LD33MEL121	L5	Angular Action Roller Two Way	Rubber	Plastic Construction - Rotating Arm	20
LD33MEL122	L5	Angular Action Roller Two Way	Rubber	Plastic Construction - Rotating Arm	20
LD33MEL123	L5	Angular Action Roller Two Way	Rubber	Plastic Construction - Rotating Arm	20
LD33MEL124	L5	Angular Action Roller Two Way	Rubber	Plastic Construction - Rotating Arm	20
LD33MUP331	L5	Linear Roller	Plastic	Plastic Construction	20
LD33MUM331	L5	Linear Roller	Metal	Plastic Construction	1
LD33CPDE	L5	Emergency Stop	Plastic	Plastic Construction	20
LD33CPA	L5	Button Adapter	-	-	20
LA33LUM321	L5,L51,L52,L53	Curved Key	Metal	-	20
LA33LUM322	L5,L51,L52,L53	Straight Key	Metal	-	20
LA33LUM323	L5,L51,L52,L53	Movable Security Key	Plastic	-	1
LA33LUM324	L5,L51,L52,L53	Movable Security Key	Plastic	-	20



LD51SOM102



LD51SOP102




LD51MEP121



LD51MIP311



LD51MUM331



LD51MEM124



LD51MEM123



LD51MEP123

Spare Parts - Actuators

Code	Body Type	Actuator	End Unit Material	Features	Box/Pcs
LD33SOM101	L5	Spiral Lever	Metal	Plastic Construction - Multi Way	20
LD33SOP101	L5	Spiral Lever	Plastic	Plastic Construction - Multi Way	20
LD33SOM102	L5	Spiral Arm	Metal	Plastic Construction - Multi Way	20
LD33SOP102	L5	Spiral Arm	Plastic	Plastic Construction - Multi Way	20
LD33LUM321	L5	Hinge	Metal	Metal Construction - Rotating Arm	20
LD33LUM322	L5	Hinge	Metal	Metal Construction - Rotating Arm	20
LD33LEM622	L5	Hinge	Metal	Metal Construction - Rotating Arm	20
LD33BEM621	L5	Rotational Tube	Hinge	Met. Construction-Rotational Tube	20
LD33REF121	L5	Rigid Rod	Fiber	Plastic Construction-Rotating Arm	20
LD51MIM311	L51, L52	Angular Action Roller One Way	Metal	Metal Construction	20
LD51MIP211	L51, L52	Angular Action Roller One Way	Plastic	Metal Construction	20
LD51MIP311	L51, L52	Angular Action Roller Two Way	Plastic	Metal Construction - Rotating Arm	1
LD51MEP121	L51, L52	Angular Action Roller Two Way	Plastic	Metal Construction - Rotating Arm	1
LD51MEM121	L51, L52	Angular Action Roller Two Way	Metal	Metal Construction - Rotating Arm	20
LD51MEP123	L51, L52	Angular Action Roller Two Way	Plastic	Metal Construction - Long Rotating Arm	1
LD51MEM123	L51, L52	Angular Action Roller Two Way	Metal	Metal Construction - Long Rotating Arm	1
LD51MEM124	L51, L52	Angular Action Roller Two Way	Metal	Metal Construction - Long Rotating Arm	1
LD51MEL121	L51, L52	Angular Action Roller Two Way	Rubber	Plastic Construction-Rotating Arm	20
LD51MEL122	L51, L52	Angular Action Roller Two Way	Rubber	Plastic Construction-Rotating Arm	20
LD51MUM331	L51, L52	Plunger with Roll	Metal	Metal Construction	1
LD51SOP101	L51, L52	Spiral Lever	Plastic	Metal Construction - Multi Way	20
LD51SOP102	L51, L52	Spiral Arm	Plastic	Metal Construction - Multi Way	1
LD51SOM102	L51, L52	Spiral Arm	Metal	Metal Construction - Multi Way	1
LD53MIM311	L53, L54	Angular Action Roller One Way	Metal	Metal Construction	20
LD53MIP211	L53, L54	Angular Action Roller One Way	Plastic	Metal Construction	20
LD53MIP311	L53, L54	Angular Action Roller Two Way	Plastic	Metal Construction - Rotating Arm	20
LD53MEP121	L53, L54	Angular Action Roller Two Way	Plastic	Metal Construction - Rotating Arm	20
LD53MEM121	L53, L54	Angular Action Roller Two Way	Metal	Metal Construction - Rotating Arm	20
LD53MEP123	L53, L54	Angular Action Roller Two Way	Plastic	Metal Construction - Long Rotating Arm	20
LD53MEM123	L53, L54	Angular Action Roller Two Way	Metal	Metal Construction - Long Rotating Arm	20
LD53MEM124	L53, L54	Angular Action Roller Two Way	Metal	Metal Construction - Long Rotating Arm	20
LD53MEL121	L53, L54	Angular Action Roller Two Way	Rubber	Plastic Construction - Rotating Arm	20
LD53MEL122	L53, L54	Angular Action Roller Two Way	Rubber	Plastic Construction - Rotating Arm	20
LD53MUM331	L53, L54	Linear Roller	Metal	Metal Construction	20
LD53SOP101	L53, L54	Spiral Arm	Metal	Metal Construction - Multi Way	20
LD53SOP102	L53, L54	Spiral Arm	Plastic	Metal Construction - Multi Way	20
LD53SOM102	L53, L54	Spiral Arm	Metal	Metal Construction - Multi Way	20



LK10K13



LK10K23



LK11K13



LK11K23



LK20K12



LK20K13*



LK20K22*



LK20K23*



LK20K25*



LK20K27*

Spare Parts - Contact Blocks

Code	Action Type	Contact Block	Plunger Types	Body Type	Box/Pcs
LK10K13	Snap	1 NC + 1 NO	Short	L4	30
LK10K23	Slow	1 NC + 1 NO	Short	L4	30
LK11K13	Snap	1 NC + 1 NO	Long	L4	30
LK11K23	Slow	1 NC + 1 NO	Long	L4	30
LK20K12	Snap	2 NC	Short	L1, L2, L3, L5, L51, L52, L53, L54	20
LK20K13*	Snap	1 NC + 1 NO	Short	L1, L2, L3, L5, L51, L52, L53, L54	20
LK20K22*	Slow	2 NC	Short	L1, L2, L3, L5, L51, L52, L53, L54	20
LK20K23*	Slow	1 NC + 1 NO	Short	L1, L2, L3, L5, L51, L52, L53, L54	20
LK20K25*	Slow	2 NC + 1 NO	Short	L1, L2, L3, L5, L51, L52, L53, L54	20
LK20K27*	Slow	1 NC + 2 NO	Short	L1, L2, L3, L5, L51, L52, L53, L54	20
LK20K28*	Slow	1 NC + 1 NC (serial)	Delayed Short	CSM10	20
LK20K29*	Slow	1 NC + 1 NO	Overlapped Short	L1, L2, L3, L5, L51, L52, L53, L54	20
LK20K42*	Slow	1NC right + 1NC left	Independent 2NC	L5	20
LK20M13	Snap	1 NC + 1 NO	Short	L22	20
LK20M23	Slow	1 NC + 1 NO	Short	L22	20
LK20K2C	Slow	3NC			20



LK20K28*



LK20K29*



LK20K2C



L1K13



L2K13



L22M13



L3K13



L5K13



L51K13



L52K13



L53K13

Body (Housing)

Code	Body Type	Box/Pcs
L1K13	Aluminium	1
L2K13	Aluminium	1
L22M13	Plastic	1
L3K13	Plastic	1
L5K13	Plastic	1
L51K13	Metal	1
L52K13	Metal	1
L53K13	Metal	1
L54K16	Metal	1

* Positive opening Function



L54K16

EMAS[®]

sensors

S Series Sensors

- Rapid switching capacity
- Easy to install
- Designed for industrial conditions
- Short circuit and overload protection
- Reverse polarity protection





SIM12FM1NC2



SIM12FM1PSX



SIM12NM1NSX



SIM18FM1NSX



SIM18NM1PC2



SIM18NM1PSX



SIM30FM1NSX



SIM30FM1RC2



SIM30NM1NSX



SIQ18FP1NC2

Inductive Proximity Switches (3 Wire), IP67

Code	Body Type	Voltage	Sensing Distance	Mounting	Switching Frequency	Connection	Output
SIM12FM1NC2	Cylinder 12	10-30 V DC	2mm	Flush	800 Hz	Wire Connection (2m)	NPN-NO
SIM12FM1NSX	Cylinder 12	10-30 V DC	2mm	Flush	800 Hz	M12 Connector	NPN-NO
SIM12FM1OC2	Cylinder 12	10-30 V DC	2mm	Flush	800 Hz	Wire Connection (2m)	NPN-NC
SIM12FM1OSX	Cylinder 12	10-30 V DC	2mm	Flush	800 Hz	M12 Connector	NPN-NC
SIM12FM1PC2	Cylinder 12	10-30 V DC	2mm	Flush	800 Hz	Wire Connection (2m)	PNP-NO
SIM12FM1PSX	Cylinder 12	10-30 V DC	2mm	Flush	800 Hz	M12 Connector	PNP-NO
SIM12FM1RC2	Cylinder 12	10-30 V DC	2mm	Flush	800 Hz	Wire Connection (2m)	PNP-NC
SIM12FM1RSX	Cylinder 12	10-30 V DC	2mm	Flush	800 Hz	M12 Connector	PNP-NC
SIM12NM1NC2	Cylinder 12	10-30 V DC	4mm	Nonflush	400 Hz	Wire Connection (2m)	NPN-NO
SIM12NM1NSX	Cylinder 12	10-30 V DC	4mm	Nonflush	400 Hz	M12 Connector	NPN-NO
SIM12NM1OC2	Cylinder 12	10-30 V DC	4mm	Nonflush	400 Hz	Wire Connection (2m)	NPN-NC
SIM12NM1OSX	Cylinder 12	10-30 V DC	4mm	Nonflush	400 Hz	M12 Connector	NPN-NC
SIM12NM1PC2	Cylinder 12	10-30 V DC	4mm	Nonflush	400 Hz	Wire Connection (2m)	PNP-NO
SIM12NM1PSX	Cylinder 12	10-30 V DC	4mm	Nonflush	400 Hz	M12 Connector	PNP-NO
SIM12NM1RC2	Cylinder 12	10-30 V DC	4mm	Nonflush	400 Hz	Wire Connection (2m)	PNP-NC
SIM12NM1RSX	Cylinder 12	10-30 V DC	4mm	Nonflush	400 Hz	M12 Connector	PNP-NC
SIM18FM1NC2	Cylinder 18	10-30 V DC	5mm	Flush	800 Hz	Wire Connection (2m)	NPN-NO
SIM18FM1NSX	Cylinder 18	10-30 V DC	5mm	Flush	800 Hz	M12 Connector	NPN-NO
SIM18FM1OC2	Cylinder 18	10-30 V DC	5mm	Flush	800 Hz	Wire Connection (2m)	NPN-NC
SIM18FM1OSX	Cylinder 18	10-30 V DC	5mm	Flush	800 Hz	M12 Connector	NPN-NC
SIM18FM1PC2	Cylinder 18	10-30 V DC	5mm	Flush	800 Hz	Wire Connection (2m)	PNP-NO
SIM18FM1PSX	Cylinder 18	10-30 V DC	5mm	Flush	800 Hz	M12 Connector	PNP-NO
SIM18FM1RC2	Cylinder 18	10-30 V DC	5mm	Flush	800 Hz	Wire Connection (2m)	PNP-NC
SIM18FM1RSX	Cylinder 18	10-30 V DC	5mm	Flush	800 Hz	M12 Connector	PNP-NC
SIM18NM1NC2	Cylinder 18	10-30 V DC	8mm	Nonflush	400 Hz	Wire Connection (2m)	NPN-NO
SIM18NM1NSX	Cylinder 18	10-30 V DC	8mm	Nonflush	400 Hz	M12 Connector	NPN-NO
SIM18NM1OC2	Cylinder 18	10-30 V DC	8mm	Nonflush	400 Hz	Wire Connection (2m)	NPN-NC
SIM18NM1OSX	Cylinder 18	10-30 V DC	8mm	Nonflush	400 Hz	M12 Connector	NPN-NC
SIM18NM1PC2	Cylinder 18	10-30 V DC	8mm	Nonflush	400 Hz	Wire Connection (2m)	PNP-NO
SIM18NM1PSX	Cylinder 18	10-30 V DC	8mm	Nonflush	400 Hz	M12 Connector	PNP-NO
SIM18NM1RC2	Cylinder 18	10-30 V DC	8mm	Nonflush	400 Hz	Wire Connection (2m)	PNP-NC
SIM18NM1RSX	Cylinder 18	10-30 V DC	8mm	Nonflush	400 Hz	M12 Connector	PNP-NC
SIM30FM1NC2	Cylinder 30	10-30 V DC	10mm	Flush	400 Hz	Wire Connection (2m)	NPN-NO
SIM30FM1NSX	Cylinder 30	10-30 V DC	10mm	Flush	400 Hz	M12 Connector	NPN-NO
SIM30FM1OC2	Cylinder 30	10-30 V DC	10mm	Flush	400 Hz	Wire Connection (2m)	NPN-NC
SIM30FM1OSX	Cylinder 30	10-30 V DC	10mm	Flush	400 Hz	M12 Connector	NPN-NC
SIM30FM1PC2	Cylinder 30	10-30 V DC	10mm	Flush	400 Hz	Wire Connection (2m)	PNP-NO
SIM30FM1PSX	Cylinder 30	10-30 V DC	10mm	Flush	400 Hz	M12 Connector	PNP-NO
SIM30FM1RC2	Cylinder 30	10-30 V DC	10mm	Flush	400 Hz	Wire Connection (2m)	PNP-NC
SIM30FM1RSX	Cylinder 30	10-30 V DC	10mm	Flush	400 Hz	M12 Connector	PNP-NC
SIM30NM1NC2	Cylinder 30	10-30 V DC	15mm	Nonflush	200 Hz	Wire Connection (2m)	NPN-NO
SIM30NM1NSX	Cylinder 30	10-30 V DC	15mm	Nonflush	200 Hz	M12 Connector	NPN-NO
SIM30NM1OC2	Cylinder 30	10-30 V DC	15mm	Nonflush	200 Hz	Wire Connection (2m)	NPN-NC
SIM30NM1OSX	Cylinder 30	10-30 V DC	15mm	Nonflush	200 Hz	M12 Connector	NPN-NC
SIM30NM1PC2	Cylinder 30	10-30 V DC	15mm	Nonflush	200 Hz	Wire Connection (2m)	PNP-NO
SIM30NM1PSX	Cylinder 30	10-30 V DC	15mm	Nonflush	200 Hz	M12 Connector	PNP-NO
SIM30NM1RC2	Cylinder 30	10-30 V DC	15mm	Nonflush	200 Hz	Wire Connection (2m)	PNP-NC
SIM30NM1RSX	Cylinder 30	10-30 V DC	15mm	Nonflush	200 Hz	M12 Connector	PNP-NC
SIQ18FP1NC2	Square 18	10-30V DC	5mm	Flush	800 Hz	Wire Connection (2m)	NPN-NO
SIQ18FP1NC7	Square 18	10-30V DC	5mm	Flush	800 Hz	Wire Connection (7m)	NPN-NO
SIQ18FP1OC2	Square 18	10-30V DC	5mm	Flush	800 Hz	Wire Connection (2m)	NPN-NC
SIQ18FP1OC7	Square 18	10-30V DC	5mm	Flush	800 Hz	Wire Connection (7m)	NPN-NC
SIQ18FP1PC2	Square 18	10-30V DC	5mm	Flush	800 Hz	Wire Connection (2m)	PNP-NO
SIQ18FP1PC7	Square 18	10-30V DC	5mm	Flush	800 Hz	Wire Connection (7m)	PNP-NO
SIQ18FP1RC2	Square 18	10-30V DC	5mm	Flush	800 Hz	Wire Connection (2m)	PNP-NC
SIQ18FP1RC7	Square 18	10-30V DC	5mm	Flush	800 Hz	Wire Connection (7m)	PNP-NC



SCM18NP1NC2



SCM30NM1NC2



SCM30NM1NSX



SCM30NP1OC2




SPM18DP4DC2



SPM18DP4DC2



SPQ50RP2CC2



SPQ50RP2CSX



SPB30MP6PC1



SPB30MP6PSX



SPQREF1



SPQ50MON1

Inductive Proximity Switches (3 Wire), IP67

Code	Body Type	Voltage	Sensing Distance	Mounting	Switching Frequency	Connection	Output
SIQ18NP1NC2	Square 18	10-30V DC	8mm	Nonflush	400 Hz	Wire Connection(2m)	NPN-NO
SIQ18NP1NC7	Square 18	10-30V DC	8mm	Nonflush	400 Hz	Wire Connection (7m)	NPN-NO
SIQ18NP1OC2	Square 18	10-30V DC	8mm	Nonflush	400 Hz	Wire Connection(2m)	NPN-NC
SIQ18NP1OC7	Square 18	10-30V DC	8mm	Nonflush	400 Hz	Wire Connection (7m)	NPN-NC
SIQ18NP1PC2	Square 18	10-30V DC	8mm	Nonflush	400 Hz	Wire Connection(2m)	PNP-NO
SIQ18NP1PC7	Square 18	10-30V DC	8mm	Nonflush	400 Hz	Wire Connection (7m)	PNP-NO
SIQ18NP1RC2	Square 18	10-30V DC	8mm	Nonflush	400 Hz	Wire Connection(2m)	PNP-NC
SIQ18NP1RC7	Square 18	10-30V DC	8mm	Nonflush	400 Hz	Wire Connection (7m)	PNP-NC

Capacitive Proximity Switches (3 Wire), IP65

Code	Body Type	Voltage	Sensing Distance	Mounting	Body Material	Connection	Output
SCM18NP1NC2	Cylinder 18	10-30 V DC	2-10mm	Nonflush	Plastic	Wire Connection(2m)	NPN-NO
SCM18NP1OC2	Cylinder 18	10-30 V DC	2-10mm	Nonflush	Plastic	Wire Connection(2m)	NPN-NC
SCM18NP1PC2	Cylinder 18	10-30 V DC	2-10mm	Nonflush	Plastic	Wire Connection(2m)	PNP-NO
SCM18NP1RC2	Cylinder 18	10-30 V DC	2-10mm	Nonflush	Plastic	Wire Connection(2m)	PNP-NC
SCM30NM1NC2	Cylinder 30	10-30 V DC	3-15mm	Nonflush	Metal	Wire Connection(2m)	NPN-NO
SCM30NM1NSX	Cylinder 30	10-30 V DC	3-15mm	Nonflush	Metal	M12 Connector	NPN-NO
SCM30NM1OC2	Cylinder 30	10-30 V DC	3-15mm	Nonflush	Metal	Wire Connection(2m)	NPN-NC
SCM30NM1OSX	Cylinder 30	10-30 V DC	3-15mm	Nonflush	Metal	M12 Connector	NPN-NC
SCM30NM1PC2	Cylinder 30	10-30 V DC	3-15mm	Nonflush	Metal	Wire Connection(2m)	PNP-NO
SCM30NM1PSX	Cylinder 30	10-30 V DC	3-15mm	Nonflush	Metal	M12 Connector	PNP-NO
SCM30NM1RC2	Cylinder 30	10-30 V DC	3-15mm	Nonflush	Metal	Wire Connection(2m)	PNP-NC
SCM30NM1RSX	Cylinder 30	10-30 V DC	3-15mm	Nonflush	Metal	M12 Connector	PNP-NC
SCM30NP1NC2	Cylinder 30	10-30 V DC	3-15mm	Nonflush	Plastic	Wire Connection(2m)	NPN-NO
SCM30NP1NSX	Cylinder 30	10-30 V DC	3-15mm	Nonflush	Plastic	M12 Connector	NPN-NO
SCM30NP1OC2	Cylinder 30	10-30 V DC	3-15mm	Nonflush	Plastic	Wire Connection(2m)	NPN-NC
SCM30NP1OSX	Cylinder 30	10-30 V DC	3-15mm	Nonflush	Plastic	M12 Connector	NPN-NC
SCM30NP1PC2	Cylinder 30	10-30 V DC	3-15mm	Nonflush	Plastic	Wire Connection(2m)	PNP-NO
SCM30NP1PSX	Cylinder 30	10-30 V DC	3-15mm	Nonflush	Plastic	M12 Connector	PNP-NO
SCM30NP1RC2	Cylinder 30	10-30 V DC	3-15mm	Nonflush	Plastic	Wire Connection(2m)	PNP-NC
SCM30NP1RSX	Cylinder 30	10-30 V DC	3-15mm	Nonflush	Plastic	M12 Connector	PNP-NC

Photoelectric Proximity Switches (4 Wire), IP50

Code	Body Type	Voltage	Sensing Distance	Operating Type	Response Time	Connection	Output
SPM18DP4DC2	Cylinder 18	10-30 V DC	400mm	Diffuse Reflection	2ms	Wire Connection(2m)	PNP 1NO+1NC
SPM18DP4EC2	Cylinder 18	10-30 V DC	400mm	Diffuse Reflection	2ms	Wire Connection(2m)	NPN 1NO+1NC
SPQ50RP2CC2	Square 50	24-240V AC/DC	7 Metre	Retro Reflection	Max. 20ms	Wire Connection(2m)	Relay Output
SPQ50RP2CSX	Square 50	24-240V AC/DC	7 Metre	Retro Reflection	Max. 20ms	Connector M12*4	Relay Output
SPQ50DP2CC2	Square 50	24-240V AC/DC	1 Metre	Diffuse Reflection	Max. 20ms	Wire Connection(2m)	Relay Output
SPQ50DP2CSX	Square 50	24-240V AC/DC	1 Metre	Diffuse Reflection	Max. 20ms	Connector M12*4	Relay Output
SPB30MP6PC1	Dia 30 mm, Round Shape	12-30 V DC	15 cm	Diffuse Reflection	Max. 300ms	1 Metre Cable	PNP-NO
SPB30MP6PSX	Dia 30 mm, Round Shape	12-30 V DC	15 cm	Diffuse Reflection	Max. 300ms	M12 Connector	PNP-NO
SPB30MP6NC1	Dia 30 mm, Round Shape	12-30 V DC	15 cm	Diffuse Reflection	Max. 300ms	1 Metre Cable	NPN-NO
SPB30MP6NSX	Dia 30 mm, Round Shape	12-30 V DC	15 cm	Diffuse Reflection	Max. 300ms	M12 Connector	NPN-NO
SPB30MP6PC1	Dia 30 mm, Round Shape	12-30 V DC, PLC Control 6 Wired	15 cm	Diffuse Reflection	Max. 300ms	1 Metre Cable	PNP-NO

*Reflector is included in the price of 40*60 mm Diffuse Reflection Models.

Spare Parts

Code	Type	Body Material	Box/Pcs
SPQ50MON1	Square 50 mm Assembly Device	Metal	1
SPQREF1	Reflector 40x60mm	Plastic	1
SPQREF2	Reflector 100x100mm	Plastic	1



SMB10LSZ-B15



SMB10RC2-B15



SMB11LC2-B18



SMB20LSZ-B18



SMB21LC2-B18



SMB30RC2-B15



SMB31LC2-B15



SMB31RC2-B18



SMS10LC2-S15



SMS10RSZ-S15

Magnetic Switch, IP68 -LED models 24V DC, w/o LED 10-30V AC/DC

Code	Body Type	Contact Type	Mounting Type	Connection	Features	Sensing Distance	Box/ Pcs
SMB10LC2-B1*	Rectangular 78 mm	1NC+1NO	Left Exit	Wire Connection (2m)		5 mm / 8 mm	1
SMB10LSZ-B1*	Rectangular 78 mm	1NC+1NO	Left Exit	M8*4 Connection		5 mm / 8 mm	1
SMB10RC2-B1*	Rectangular 78 mm	1NC+1NO	Right Exit	Wire Connection (2m)		5 mm / 8 mm	1
SMB10RSZ-B1*	Rectangular 78 mm	1NC+1NO	Right Exit	M8*4 Connection		5 mm / 8 mm	1
SMB11LC2-B1*	Rectangular 78 mm	1NC+1NO	Left Exit	Wire Connection (2m)	LED	5 mm / 8 mm	1
SMB11LSZ-B1*	Rectangular 78 mm	1NC+1NO	Left Exit	M8*4 Connection	LED	5 mm / 8 mm	1
SMB11RC2-B1*	Rectangular 78 mm	1NC+1NO	Right Exit	Wire Connection (2m)	LED	5 mm / 8 mm	1
SMB11RSZ-B1*	Rectangular 78 mm	1NC+1NO	Right Exit	M8*4 Connection	LED	5 mm / 8 mm	1
SMB20LC2-B1*	Rectangular 78 mm	2NC	Left Exit	Wire Connection (2m)		5 mm / 8 mm	1
SMB20LSZ-B1*	Rectangular 78 mm	2NC	Left Exit	M8*4 Connection		5 mm / 8 mm	1
SMB20RC2-B1*	Rectangular 78 mm	2NC	Right Exit	Wire Connection (2m)		5 mm / 8 mm	1
SMB20RSZ-B1*	Rectangular 78 mm	2NC	Right Exit	M8*4 Connection		5 mm / 8 mm	1
SMB21LC2-B1*	Rectangular 78 mm	2NC	Left Exit	Wire Connection (2m)	LED	5 mm / 8 mm	1
SMB21LSZ-B1*	Rectangular 78 mm	2NC	Left Exit	M8*4 Connection	LED	5 mm / 8 mm	1
SMB21RC2-B1*	Rectangular 78 mm	2NC	Right Exit	Wire Connection (2m)	LED	5 mm / 8 mm	1
SMB21RSZ-B1*	Rectangular 78 mm	2NC	Right Exit	M8*4 Connection	LED	5 mm / 8 mm	1
SMB30LC2-B1*	Rectangular 78 mm	2NC+NO	Left Exit	Wire Connection (2m)		5 mm / 8 mm	1
SMB30LSX-B1*	Rectangular 78 mm	2NC+NO	Left Exit	M12*8 Connection		5 mm / 8 mm	1
SMB30RC2-B1*	Rectangular 78 mm	2NC+NO	Right Exit	Wire Connection (2m)		5 mm / 8 mm	1
SMB30RSX-B1*	Rectangular 78 mm	2NC+NO	Right Exit	M12*8 Connection		5 mm / 8 mm	1
SMB31LC2-B1*	Rectangular 78 mm	2NC+NO	Left Exit	Wire Connection (2m)	LED	5 mm / 8 mm	1
SMB31LSX-B1*	Rectangular 78 mm	2NC+NO	Left Exit	M12*8 Connection	LED	5 mm / 8 mm	1
SMB31RC2-B1*	Rectangular 78 mm	2NC+NO	Right Exit	Wire Connection (2m)	LED	5 mm / 8 mm	1
SMB31RSX-B1*	Rectangular 78 mm	2NC+NO	Right Exit	M12*8 Connection	LED	5 mm / 8 mm	1
SMS10LC2-S15	Rectangular 22 mm	1NC+1NO	Left Exit	Wire Connection (2m)		5 mm	1
SMS10LSZ-S15	Rectangular 22 mm	1NC+1NO	Left Exit	M8*4 Connection		5 mm	1
SMS10RC2-S15	Rectangular 22 mm	1NC+1NO	Right Exit	Wire Connection (2m)		5 mm	1
SMS10RSZ-S15	Rectangular 22 mm	1NC+1NO	Right Exit	M8*4 Connection		5 mm	1
SMS11LC2-S15	Rectangular 22 mm	1NC+1NO	Left Exit	Wire Connection (2m)	LED	5 mm	1
SMS11LSZ-S15	Rectangular 22 mm	1NC+1NO	Left Exit	M8*4 Connection	LED	5 mm	1
SMS11RC2-S15	Rectangular 22 mm	1NC+1NO	Right Exit	Wire Connection (2m)	LED	5 mm	1
SMS11RSZ-S15	Rectangular 22 mm	1NC+1NO	Right Exit	M8*4 Connection	LED	5 mm	1
SMS20LC2-S15	Rectangular 22 mm	2NC	Left Exit	Wire Connection (2m)		5 mm	1
SMS20LSZ-S15	Rectangular 22 mm	2NC	Left Exit	M8*4 Connection		5 mm	1

Note 1: SMB10LC2-B1* code means Actuator and Switch together. Switch code is SMB10LC2, Actuator code is SMB15.

Note 2 : * Refers to Sensing Distance, If it is 5, it means 5 mm sensing distance. If it is 8, it means 8 mm sensing distance.



SMS11RSZ-S15



SMS20RC2-S15



SMS21LSZ-S15



SMS31RC2-S15

Magnetic Switch, IP68 - LED models 24V DC, w/o LED 10-30V AC/DC

Code	Body Type	Contact Type	Mounting-Type	Connection	Features	Sensing Distance	Box/Pcs
SMS20RC2-S15	Rectangular 22 mm	2NC	Right Exit	Wire Connection (2m)		5 mm	1
SMS20RSZ-S15	Rectangular 22 mm	2NC	Right Exit	M8*4 Connection		5 mm	1
SMS21LC2-S15	Rectangular 22 mm	2NC	Left Exit	Wire Connection (2m)	LED	5 mm	1
SMS21LSZ-S15	Rectangular 22 mm	2NC	Left Exit	M8*4 Connection	LED	5 mm	1
SMS21RC2-S15	Rectangular 22 mm	2NC	Right Exit	Wire Connection (2m)	LED	5 mm	1
SMS21RSZ-S15	Rectangular 22 mm	2NC	Right Exit	M8*4 Connection	LED	5 mm	1
SMS30LC2-S15	Rectangular 22 mm	2NC+NO	Left Exit	Wire Connection (2m)		5 mm	1
SMS30LSX-S15	Rectangular 22 mm	2NC+NO	Left Exit	M12*8 Connection		5 mm	1
SMS30RC2-S15	Rectangular 22 mm	2NC+NO	Right Exit	Wire Connection (2m)		5 mm	1
SMS30RSX-S15	Rectangular 22 mm	2NC+NO	Right Exit	M12*8 Connection		5 mm	1
SMS31LC2-S15	Rectangular 22 mm	2NC+NO	Left Exit	Wire Connection (2m)	LED	5 mm	1
SMS31LSX-S15	Rectangular 22 mm	2NC+NO	Left Exit	M12*8 Connection	LED	5 mm	1
SMS31RC2-S15	Rectangular 22 mm	2NC+NO	Right Exit	Wire Connection (2m)	LED	5 mm	1
SMS31RSX-S15	Rectangular 22 mm	2NC+NO	Right Exit	M12*8 Connection	LED	5 mm	1

Note 1: SMB10LC2-B1* code means Actuator and Switch together. Switch code is SMB10LC2, Actuator code is SMB15.



Sensör Tester

Sensor Test Device

Code

SENSOR TESTER



SKM12P3YXV2



SKM12F3YXV2



SKM12P4YXV2



SKM12F4YXV2



SKM12F3DXV2



SKM12F4DXV2



SKM12P3DXP2



SKM12P4DXP2

Connector Cables

Code	Connector Size	Connector Type	Pin	Angle	Cable Material	Cable Length
SKM12P3YXV2	M12	Socket	3		PVC	2 Metre
SKM12P3YXV5	M12	Socket	3		PVC	5 Metre
SKM12F3YXV2	M12	Plug	3		PVC	2 Metre
SKM12F3YXV5	M12	Plug	3		PVC	5 Metre
SKM12P4YXV2	M12	Socket	4		PVC	2 Metre
SKM12P4YXV5	M12	Socket	4		PVC	5 Metre
SKM12F4YXV2	M12	Plug	4		PVC	2 Metre
SKM12F4YXV5	M12	Plug	4		PVC	5 Metre
SKM12P3DXV2	M12	Socket	3	90 Degree	PVC	2 Metre
SKM12P3DXV5	M12	Socket	3	90 Degree	PVC	5 Metre
SKM12F3DXV2	M12	Plug	3	90 Degree	PVC	2 Metre
SKM12F3DXV5	M12	Plug	3	90 Degree	PVC	5 Metre
SKM12P4DXV2	M12	Socket	4	90 Degree	PVC	2 Metre
SKM12P4DXV5	M12	Socket	4	90 Degree	PVC	5 Metre
SKM12F4DXV2	M12	Plug	4	90 Degree	PVC	2 Metre
SKM12F4DXV5	M12	Plug	4	90 Degree	PVC	5 Metre
SKM12P3YXP2	M12	Socket	3		PUR	2 Metre
SKM12P3YXP5	M12	Socket	3		PUR	5 Metre
SKM12F3YXP2	M12	Plug	3		PUR	2 Metre
SKM12F3YXP5	M12	Plug	3		PUR	5 Metre
SKM12P4YXP2	M12	Socket	4		PUR	2 Metre
SKM12P4YXP5	M12	Socket	4		PUR	5 Metre
SKM12F4YXP2	M12	Plug	4		PUR	2 Metre
SKM12F4YXP5	M12	Plug	4		PUR	5 Metre
SKM12P3DXP2	M12	Socket	4	90 Degree	PUR	2 Metre
SKM12P3DXP5	M12	Socket	4	90 Degree	PUR	5 Metre
SKM12F3DXP2	M12	Plug	4	90 Degree	PUR	2 Metre
SKM12F3DXP5	M12	Plug	4	90 Degree	PUR	5 Metre
SKM12P4DXP2	M12	Socket	4	90 Degree	PUR	2 Metre
SKM12P4DXP5	M12	Socket	4	90 Degree	PUR	5 Metre
SKM12F4DXP2	M12	Plug	4	90 Degree	PUR	2 Metre
SKM12F4DXP5	M12	Plug	4	90 Degree	PUR	5 Metre

When you request double-sided connector cable, the following code should be added at the end of the codes.

E To the other side of cable M12 3 Pin Plug
F To the other side of cable M12 3 Pin Socket

G To the other side of cable M12 4 Pin Plug
H To the other side of cable M12 4 Pin Socket

EMAS[®]

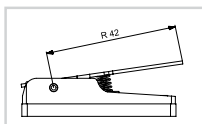
basic switches



MN Series Mini Switch



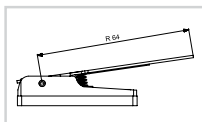
MN1KIM1



MN+KIM1



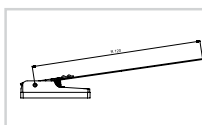
MN2KIM2



MN+KIM2



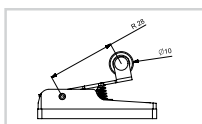
MN1KIM3



MN+KIM3



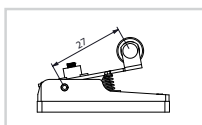
MN2MIM1



MN+MIM1



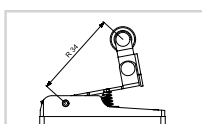
MN1MIM1A



MN+MIM1A



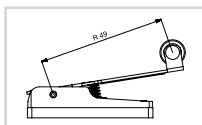
MN2MIM1Y



MN+MIM1Y



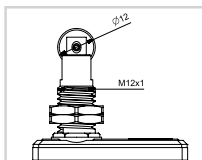
MN1MIM2



MN+MIM2



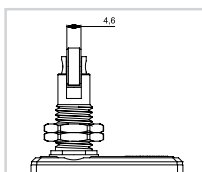
MN2MUM3



MN+MUM3



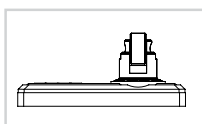
MN2MUM8



MN+MUM8



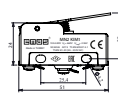
MN1MUM9



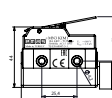
MN+MUM9



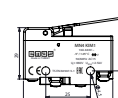
MN1



MN2



MN3 (IP65)



MN4

Box/Pcs	10	10	10	10
Code	MN1KIM1	MN2KIM1	MN3KIM1 (IP65)	MN4KIM1
Contact Type	1 CO	1 CO	1 CO	1 NK+1 NA

Code	MN1KIM2	MN2KIM2	MN3KIM2 (IP65)	MN4KIM2
Contact Type	1 CO	1 CO	1 CO	1 NK+1 NA

Code	MN1KIM3	MN2KIM3	MN3KIM3 (IP65)	MN4KIM3
Contact Type	1 CO	1 CO	1 CO	1 NK+1 NA

Code	MN1MIM1	MN2MIM1	MN3MIM1 (IP65)	MN4MIM1
Contact Type	1 CO	1 CO	1 CO	1 NK+1 NA

Code	MN1MIM1A	MN2MIM1A	MN3MIM1A (IP65)	
Contact Type	1 CO	1 CO	1 CO	

Code	MN1MIM1Y	MN2MIM1Y	MN3MIM1Y (IP65)	MN4MIM1Y
Contact Type	1 CO	1 CO	1 CO	1 NK+1 NA

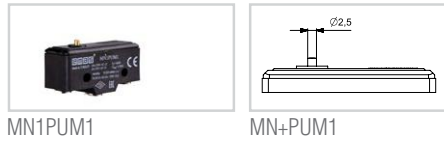
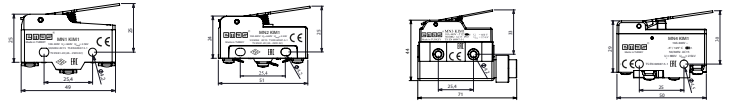
Code	MN1MIM2	MN2MIM2	MN3MIM2 (IP65)	MN4MIM2
Contact Type	1 CO	1 CO	1 CO	1 NK+1 NA

Code	MN1MUM3	MN2MUM3	MN3MUM3 (IP65)	
Contact Type	1 CO	1 CO	1 CO	

Code	MN1MUM8	MN2MUM8	MN3MUM8 (IP65)	
Contact Type	1 CO	1 CO	1 CO	

Code	MN1MUM9			
Contact Type	1 CO			

MN Series Mini Switch



MN1PUM1

MN+PUM1



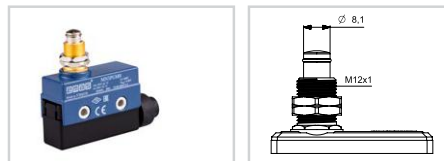
MN2PUM3

MN+PUM3



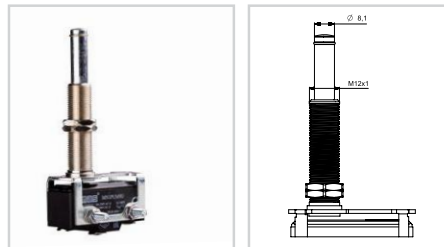
MN3PUM7

MN+PUM7



MN3PUM9

MN+PUM9



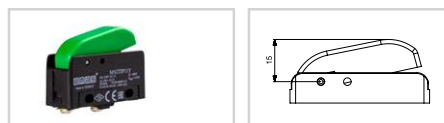
MN1PUM9U

MN+PUM9U



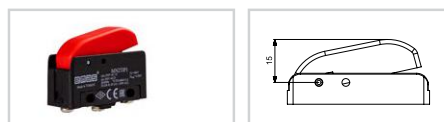
MN2TIP11

MN+TIP11



MN2TIP11Y

MN+TIP11Y*



MN2TIP1

MN+TIP1

Box/Pcs	MN1 10	MN2 10	MN3 (IP65) 10	MN4 10
Code	MN1PUM1	MN2PUM1	MN3PUM1 (IP65)	
Contact Type	1 CO	1 CO	1 CO	

Code	MN1PUM3	MN2PUM3	MN3PUM3 (IP65)	
Contact Type	1 CO	1 CO	1 CO	

Code	MN1PUM7	MN2PUM7	MN3PUM7 (IP65)	
Contact Type	1 CO	1 CO	1 CO	

Code	MN1PUM9	MN2PUM9	MN3PUM9 (IP65)	
Contact Type	1 CO	1 CO	1 CO	

Code	MN1PUM9U			
Contact Type	1 CO			

Code		MN2TIP11		
Contact Type		1 NO		

Code		MN2TIP11Y*		
Contact Type		1 NO		

Code		MN2TIP1		
Contact Type		1 CO		

Code	Type	Features	Box/Pcs
MN1YKAP	Protection Cover	Suitable for MN1 and MN2	20

* Hardened spring and green button



MK1PUP1



MK1KIM1



MK1MIP3



MK1KIM5



MK1PUM9



MK1KIM31A



MK1KIM3



MK1KIM4

Micro Switch MK1 Series

Code	Contact Type	Actuator	Actuator Material	Box/Pcs
MK1PUM9	1 CO	Plunger	Metal	20
MK1PUP1	1 CO	Plunger	Plastic	50
MK1KIM1	1 CO	Lever	Metal	50
MK1KIM2	1 CO	Lever	Metal	50
MK1KIM3	1 CO	Lever	Metal	50
MK1KIM31A	1 NC	Lever	Metal	25
MK1KIM4	1 CO	Lever	Metal	40
MK1KIM5	1 CO	Lever	Metal	20
MK1MIM1	1 CO	Roller Lever	Metal	50
MK1MIM2	1 CO	Roller Lever	Metal	40
MK1MIP1	1 CO	Roller Lever	Metal	50
MK1MIP2	1 CO	Roller Lever	Plastic	40
MK1MIP3	1 CO	Roller Lever	Plastic	40



MK1MIM1



MK1MIM2



MK1MIP1



MK1MIP2



MK1KIM2



MK2CO



MK2NO



MK2NC



MK2COPUM9

Micro Switch MK2 Series

Code	Contact Type	Actuator	Actuator Material	Box/Pcs
MK2CO	1CO			20
MK2NO	1 NO			20
MK2NC	1 NC			20
MK2COPUM9	1CO	Plunger	Metal	20

MK2 Micro Switch Actuator are sold separately and must be ordered separately



MK200KIM1



MK200KIM2



MK200KIM3



MK200MIM1



MK200MIM2



MK200MIP1



MK200MIP2

Micro Switch MK2 Series Actuator

Code	Actuator	Actuator Material	Box/Pcs
MK200KIM1	Lever	Metal	20
MK200KIM2	Lever	Metal	20
MK200KIM3	Lever	Metal	20
MK200MIM1	Roller Lever	Metal	20
MK200MIM2	Roller Lever	Metal	20
MK200MIP1	Roller Lever	Plastic	20
MK200MIP2	Roller Lever	Plastic	20



BS1022



BS1012



BS1010E



BS1011E



BS1012E



BS1040

Button Switch, IP50

Code	Contact Type	Actuator	Actuator Material	Box/Pcs
BS1010	1 NO, Snap Action	Plunger	Plastic	20
BS1010E	1 NO, Snap Action	Plunger	Plastic with Silicon Cover	16
BS1011	1 NC, Snap Action	Plunger	Plastic	20
BS1011E	1 NC, Snap Action	Plunger	Plastic with Silicon Cover	16
BS1012	1NO+1NC, Snap Action	Plunger	Plastic	20
BS1012E	1NO+1NC, Snap Action	Plunger	Plastic with Silicon Cover	20
BS1020	1 NO, Slow Action	Plunger	Plastic	16
BS1021	1 NC, Slow Action	Plunger	Plastic	20
BS1022	1NO+1NC, Snap Action	Plunger	Plastic	20
BS1040	1 NO, Snap Action	Plunger	Plastic	20
BS1041	1 NC, Snap Action	Plunger	Plastic	20
BS1042	1NO+1NC, Snap Action	Plunger	Plastic	20



BS1010TX1

Button Switches, IP 67

Code	Contact Type	Cable Length	Actuator	Actuator Material	Box/Pcs
BS1010TX1	1NO, Snap Action	1m	Plunger	Plastic, With Silicon Cap	1
BS1011TX1	1NC, Snap Action	1m	Plunger	Plastic, With Silicon Cap	1
BS1012TX1	Double Circuit, Snap Action	1m	Plunger	Plastic, With Silicon Cap	1



MA111K



MA111TT



MA113



MA122



MA212



MA221



MA223T



MAK

Toggle Switch

Code	Contact Type	Cable Connection	Actuator Material	Plate	Box/Pcs
MA111	SPST	2 Screws	Metal	On-Off	10
MA111K	SPST	2 Screws, With cover	Metal	On-Off	5
MA111L	SPST	2 Soldering Terminals	Metal	On-Off	10
MA111T	SPST	2 Terminals	Metal	On-Off	10
MA111TT	SPST	2 Terminals	Metal	On-Off (Black)	10
MA112	SPDT	3 Screws	Metal	On-On	10
MA113	SP3T	3 Screws	Metal	On-Off-On	10
MA121	SPST	2 Screws	Metal, Plastic Covered	On-Off	10
MA122	SPDT	3 Screws	Metal, Plastic Covered	On-On	10
MA123	SP3T	3 Screws	Metal, Plastic Covered	On-Off-On	10
MA211	DPST	4 Screws	Metal	On-Off	6
MA212	DPDT	6 Screws	Metal	On-On	6
MA212T	DPDT	6 Terminals	Metal	On-On	6
MA213	DP3T	6 Screws	Metal	On-Off-On	6
MA213T	DP3T	6 Terminals	Metal	On-Off-On	6
MA221	DPST	4 Screws	Metal, Plastic Covered	On-Off	6
MA222	DPDT	6 Screws	Metal, Plastic Covered	On-On	6
MA222T	DPDT	6 Terminals	Metal, Plastic Covered	On-On	6
MA223	DP3T	6 Screws	Metal, Plastic Covered	On-Off-On	6
MA223T	DP3T	6 Terminals	Metal, Plastic Covered	On-Off-On	6
MAK	-	-	Plastic	-	10



MAY111



MAY211



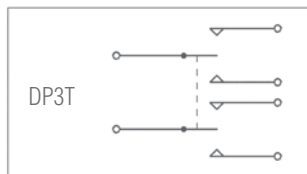
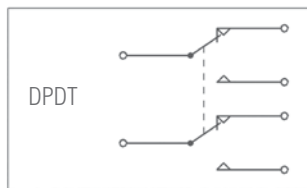
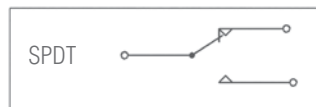
MAY213



MAY222

Toggle Switch, Spring Return

Code	Contact Type	Cable Connection	Actuator Material	Plate	Box/Pcs
MAY111	SPST	2 Screws	Metal	On-Off	10
MAY111L	SPST	2 Soldering Terminals	Metal	On-Off	10
MAY111T	SPST	2 Terminals	Metal	On-Off	10
MAY112	SPDT	3 Screws	Metal	On-On	10
MAY113	SP3T	3 Screws	Metal	On-Off-On	10
MAY121	SPST	2 Screws	Metal, Plastic Covered	On-Off	10
MAY122	SPDT	3 Screws	Metal, Plastic Covered	On-On	10
MAY123	SP3T	3 Screws	Metal, Plastic Covered	On-Off-On	10
MAY211	DPST	4 Screws	Metal	On-Off	6
MAY212	DPDT	6 Screws	Metal	On-On	6
MAY212T	DPDT	6 Terminals	Metal	On-On	6
MAY213	DP3T	6 Screws	Metal	On-Off-On	6
MAY213T	DP3T	6 Terminals	Metal	On-Off-On	6
MAY221	DPST	4 Screws	Metal, Plastic Covered	On-Off	6
MAY222	DPDT	6 Screws	Metal, Plastic Covered	On-On	6
MAY222T	DPDT	6 Terminals	Metal, Plastic Covered	On-On	6
MAY223	DP3T	6 Screws	Metal, Plastic Covered	On-Off-On	6



K25001T



K25011V

Medium Voltage Cell Switches

Code	Contact Type	Terminal Type	Box/Pcs
K25001T	2 NC, 1 NO	6 Terminals	10
K25001V	2 NC, 1 NO	6 Screws	10
K25011T	1 NC, 2 NO	6 Terminals	10
K25011V	1 NC, 2 NO	6 Screws	10



A12B1H10



A12B1K11



A12B1S11



A12W1K11



A14B1K11



A14B1HX0



A21B1H10



A21B1S11



A20B1K01



A44B9HX1



A54B1Y11



A71B1K11



A71B1Y11



A71B1S11



EK1



EK2



PTM110



PTE110



PHE110



PHTE124

Illuminated Rocker Switch

Code	Housing Type	Housing-Colour	Feature	Contact Type	Plate	Button Colour	Cable Connection	Box/Pcs
A12B1H10	30*22mm	Black	WO/Illumination	1NO + 1NO	0-1	H	Terminal	50
A12B1K11	30*22mm	Black	W/Illumination	1NO + 1NO	0-1	K	Terminal	50
A12B1S11	30*22mm	Black	W/Illumination	1NO + 1NO	0-1	S	Terminal	50
A12B1Y11	30*22mm	Black	W/Illumination	1NO + 1NO	0-1	Y	Terminal	50
A12B5H10	30*22mm	Black	WO/Illumination	1NO + 1NO	0-1	H	Bridge	50
A12B5K11	30*22mm	Black	W/Illumination	1NO + 1NO	0-1	K	Bridge	50
A12B5S11	30*22mm	Black	W/Illumination	1NO + 1NO	0-1	S	Bridge	50
A12B5Y11	30*22mm	Black	W/Illumination	1NO + 1NO	0-1	Y	Bridge	50
A12W1H10	30*22mm	White	WO/Illumination	1NO + 1NO	0-1	H	Terminal	50
A12W1K11	30*22mm	White	W/Illumination	1NO + 1NO	0-1	K	Terminal	50
A12W1S11	30*22mm	White	W/Illumination	1NO + 1NO	0-1	S	Terminal	50
A12W1Y11	30*22mm	White	W/Illumination	1NO + 1NO	0-1	Y	Terminal	50
A14B1H10	30*22mm	Black	WO/Illumination	2NO	0-1	H	Terminal	50
A14B1HX0	30*22 mm	Black	WO/Illumination	2NO	-	H	Terminal	50
A14B1K11	30*22mm	Black	W/Illumination	2NO	0-1	K	Terminal	50
A14B1S11	30*22mm	Black	W/Illumination	2NO	0-1	S	Terminal	50
A14B1Y11	30*22mm	Black	W/Illumination	2NO	0-1	Y	Terminal	50
A14B5H10	30*22mm	Black	WO/Illumination	2NO	0-1	H	Bridge	50
A14B5K11	30*22mm	Black	W/Illumination	2NO	0-1	K	Bridge	50
A14B5S11	30*22mm	Black	W/Illumination	2NO	0-1	S	Bridge	50
A14B5Y11	30*22mm	Black	W/Illumination	2NO	0-1	Y	Bridge	50
A14B6H10	30*22mm	Black	WO/Illumination	2NO	0-1	H	Protected Screw	50
A14B6K11	30*22mm	Black	W/Illumination	2NO	0-1	K	Protected Screw	50
A14B6S11	30*22mm	Black	W/Illumination	2NO	0-1	S	Protected Screw	50
A14B6Y11	30*22mm	Black	W/Illumination	2NO	0-1	Y	Protected Screw	50
A14W1K11	30*22mm	White	W/Illumination	2NO	0-1	K	Terminal	50
A14W1S11	30*22mm	White	W/Illumination	2NO	0-1	S	Terminal	50
A14W1Y11	30*22mm	White	W/Illumination	2NO	0-1	Y	Terminal	50
A14W1BP1K	30*22 mm	White	W/Illumination/ Lens	2NO	0-1	B	Terminal	50
A20B1K01	30*11mm	Black	W/Illumination	Signal		K	Terminal	50
A20B1S01	30*11mm	Black	W/Illumination	Signal		S	Terminal	50
A20B1Y01	30*11mm	Black	W/Illumination	Signal		Y	Terminal	50
A21B1H10	30*11mm	Black	WO/Illumination	1NO	0-1	H	Terminal	50
A21B1K11	30*11mm	Black	W/Illumination	1NO	0-1	K	Terminal	50
A21B1S11	30*11mm	Black	W/Illumination	1NO	0-1	S	Terminal	50
A21B1Y11	30*11mm	Black	W/Illumination	1NO	0-1	Y	Terminal	50
A21W1K11	30*11mm	White	W/Illumination	1NO	0-1	K	Terminal	50
A21W1S11	30*11mm	White	W/Illumination	1NO	0-1	S	Terminal	50
A21W1Y11	30*11mm	White	W/Illumination	1NO	0-1	Y	Terminal	50
A44B1HX1	20*13 mm	Black	W/Illumination	2NO		-	Terminal	50
A44B9HX1	20*13 mm	Black	W/Illumination	2NO		-	Terminal + Protected Screw	50
A54B1H10*	30*22mm	Black	WO/Illumination IP65	2NO	0-1	H	Terminal	50
A54B1K11*	30*22mm	Black	W/Illumination IP65	2NO	0-1	K	Terminal	50
A54B1S11*	30*22mm	Black	W/Illumination IP65	2NO	0-1	S	Terminal	50
A54B1Y11*	30*22mm	Black	W/Illumination IP65	2NO	0-1	Y	Terminal	50
A54G1K16	30*22mm	Grey	W/Illumination IP65	2NO	0-1	K	Terminal	50
A54G1S16	30*22mm	Grey	W/Illumination IP65	2NO	0-1	S	Terminal	50
A54G1Y16	30*22mm	Grey	W/Illumination IP65	2NO	0-1	Y	Terminal	50
A71B1H10	Dia 22mm	Black	WO/Illumination	1NO	0-1	H	Terminal	50
A71B1K11	Dia 22mm	Black	W/Illumination	1NO	0-1	K	Terminal	50
A71B1S11	Dia 22mm	Black	W/Illumination	1NO	0-1	S	Terminal	50
A71B1Y11	Dia 22mm	Black	W/Illumination	1NO	0-1	Y	Terminal	50

* When 25A is requested instead of 16A, 25 should be written instead of *. ** Illuminated products are 220V AC.

Code	Type	Box/Pcs
EK1	Silicon Cover, Slim	100
EK2	SiliconCover, Wide	100

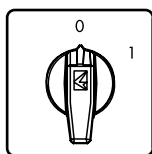
Panel Thermostats

Code	Operation	Feature & Type	Contact	Box/Pcs
PTM110	Mechanical	Thermostat(Panel Type)	NC (Heating-Red)	1
PTM111	Mechanical	Thermostat(Panel Type)	NO (Cooling-Blue)	1
PTM122	Mechanical	Thermostat(Panel Type)	NC (Heating-Red)+NO (Cooling-Blue)	1
PTE110	Electronic	Thermostat(Panel Type)	NC	1
PTE111	Electronic	Thermostat(Panel Type)	NO	1
PHTE124	Analogue (Digital Sensor Included)	Thermostat + Hygrostat (Panel Type)	1 CO	1
PHE110	Electronic	Hygrostat(Panel Type)	NC	1
PHE111	Electronic	Hygrostat(Panel Type)	NO	1

EMAS[®]

rotary cam switches



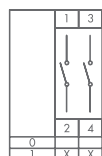


"0-1" On-Off Cam Switches - 60°



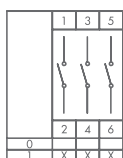
PSA020AK131S

Code	Poles	Rated Thermal Current (A)	Enclosure	Key Operated	Quick Installation	Key Operated & Quick Installation With Plate	Lockable Handle With Plate
PSA010AK131S	1 Pole	10	PSK11	✓	✓	✓	✓
PSA016AK131S	1 Pole	16	PSK11	✓	✓	✓	✓
PSA020AK131S	1 Pole	20	PSK11	✓	✓	✓	✓
PSA025AK131S	1 Pole	25	PSK11	✓	✓	✓	✓
PSA032AK131S	1 Pole	32	PSK21				
PSA040AK131S	1 Pole	40	PSK21				
PSA050AK131S	1 Pole	50	PSK31				
PSA063AK131S	1 Pole	63	PSK31				
PSA080AK131S	1 Pole	80	-				
PSA120AK131S	1 Pole	120	-				



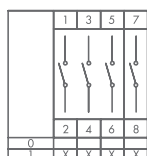
PSA020AK231S

PSA010AK231S	2 Poles	10	PSK11	✓	✓	✓	✓
PSA016AK231S	2 Poles	16	PSK11	✓	✓	✓	✓
PSA020AK231S	2 Poles	20	PSK11	✓	✓	✓	✓
PSA025AK231S	2 Poles	25	PSK11	✓	✓	✓	✓
PSA032AK231S	2 Poles	32	PSK21				
PSA040AK231S	2 Poles	40	PSK21				
PSA050AK231S	2 Poles	50	PSK31				
PSA063AK231S	2 Poles	63	PSK31				
PSA080AK231S	2 Poles	80	-				
PSA120AK231S	2 Poles	120	-				



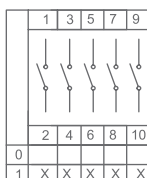
PSA020AK331S

PSA010AK331S	3 Poles	10	PSK11	✓	✓	✓	✓
PSA016AK331S	3 Poles	16	PSK11	✓	✓	✓	✓
PSA020AK331S	3 Poles	20	PSK11	✓	✓	✓	✓
PSA025AK331S	3 Poles	25	PSK11	✓	✓	✓	✓
PSA032AK331S	3 Poles	32	PSK21				
PSA040AK331S	3 Poles	40	PSK21				
PSA050AK331S	3 Poles	50	PSK31				
PSA063AK331S	3 Poles	63	PSK31				
PSA080AK331S	3 Poles	80	-				
PSA120AK331S	3 Poles	120	-				



PSA020AK431S

PSA010AK431S	4 Poles	10	PSK11	✓	✓	✓	✓
PSA016AK431S	4 Poles	16	PSK11	✓	✓	✓	✓
PSA020AK431S	4 Poles	20	PSK11	✓	✓	✓	✓
PSA025AK431S	4 Poles	25	PSK11	✓	✓	✓	✓
PSA032AK431S	4 Poles	32	PSK21				
PSA040AK431S	4 Poles	40	PSK21				
PSA050AK431S	4 Poles	50	PSK31				
PSA063AK431S	4 Poles	63	PSK31				
PSA080AK431S	4 Poles	80	-				
PSA120AK431S	4 Poles	120	-				



PSA010AK531S	5 Poles	10	PSK12	✓	✓	✓	✓
PSA016AK531S	5 Poles	16	PSK12	✓	✓	✓	✓
PSA020AK531S	5 Poles	20	PSK12	✓	✓	✓	✓
PSA025AK531S	5 Poles	25	PSK12	✓	✓	✓	✓
PSA032AK531S	5 Poles	32	PSK22				
PSA040AK531S	5 Poles	40	PSK22				
PSA050AK531S	5 Poles	50					
PSA063AK531S	5 Poles	63					
PSA080AK531S	5 Poles	80					
PSA120AK531S	5 Poles	120					

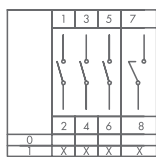
* Can be supplied with Red-Yellow head w/o extra charge, in this case please replace "S" at the end with "E".

** 10-25A Cam Switches can be supplied with big frame (64 x 64) with extra charge, In this case please replace the "S" at the end with "B"

***Please replace "S" letter at the end of the code with "SAQ" for Key Operated & Quick Installation With Plate Model (with extra charge)

**** Please replace "S" letter at the end of the code with "K" for Lockable Handle model (with extra charge)

***** Please replace "S" letter at the end of the code with "SQ" for Quick Installation model (with extra charge)



PSA020AK831S

"0-1" On-Off Cam Switches - 60°

Code	Poles	Rated Thermal Current (A)	Enclosure	Key Operated	Quick Installation	Key Operated & Quick Installation With Plate	Lockable Handle With Plate
PSA010AK831S	3 Poles+Neutral	10	PSK11	✓	✓	✓	✓
PSA016AK831S	3 Poles+Neutral	16	PSK11	✓	✓	✓	✓
PSA020AK831S	3 Poles+Neutral	20	PSK11	✓	✓	✓	✓
PSA025AK831S	3 Poles+Neutral	25	PSK11	✓	✓	✓	✓
PSA032AK831S	3 Poles+Neutral	32	PSK21				
PSA040AK831S	3 Poles+Neutral	40	PSK21				
PSA050AK831S	3 Poles+Neutral	50	PSK31				
PSA063AK831S	3 Poles+Neutral	63	PSK31				
PSA080AK831S	3 Poles+Neutral	80	-				
PSA120AK831S	3 Poles+Neutral	120	-				

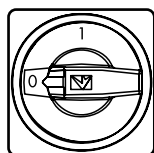
* Can be supplied with Red-Yellow head w/o extra charge, in this case please replace "S" at the end with "E".

** 10-25A Cam Switches can be supplied with big frame (64 x 64) with extra charge, In this case please replace the "S" at the end with "B".

***Please replace "S" letter at the end of the code with "SAQ" for Key Operated & Quick Installation With Plate Model (with extra charge)

**** Please replace "S" letter at the end of the code with "K" for Lockable Handle model (with extra charge)

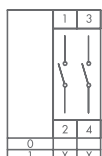
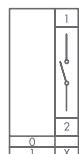
***** Please replace "S" letter at the end of the code with "SQ" for Quick Installation model (with extra charge)



PSA020AK141E

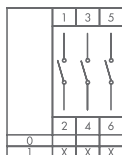
"0-1" Safety On-Off Cam Switches - 90°

Code	Poles	Rated Thermal Current (A)	Enclosure	Key Operated	Quick Installation	Key Operated & Quick Installation With Plate	Lockable Handle With Plate
PSA010AK141E	1 Pole	10	PSK11		✓		✓
PSA016AK141E	1 Pole	16	PSK11		✓		✓
PSA020AK141E	1 Pole	20	PSK11		✓		✓
PSA025AK141E	1 Pole	25	PSK11		✓		✓
PSA032AK141E	1 Pole	32	PSK21				
PSA040AK141E	1 Pole	40	PSK21				
PSA050AK141E	1 Pole	50	PSK31				
PSA063AK141E	1 Pole	63	PSK31				
PSA080AK141E	1 Pole	80	-				
PSA120AK141E	1 Pole	120	-				



PSA020AK241E

PSA010AK241E	2 Poles	10	PSK11		✓		✓
PSA016AK241E	2 Poles	16	PSK11		✓		✓
PSA020AK241E	2 Poles	20	PSK11		✓		✓
PSA025AK241E	2 Poles	25	PSK11		✓		✓
PSA032AK241E	2 Poles	32	PSK21				
PSA040AK241E	2 Poles	40	PSK21				
PSA050AK241E	2 Poles	50	PSK31				
PSA063AK241E	2 Poles	63	PSK31				
PSA080AK241E	2 Poles	80	-				
PSA120AK241E	2 Poles	120	-				

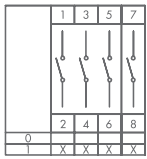


PSA020AK341E

PSA010AK341E	3 Poles	10	PSK11		✓		✓
PSA016AK341E	3 Poles	16	PSK11		✓		✓
PSA020AK341E	3 Poles	20	PSK11		✓		✓
PSA025AK341E	3 Poles	25	PSK11		✓		✓
PSA032AK341E	3 Poles	32	PSK21				
PSA040AK341E	3 Poles	40	PSK21				
PSA050AK341E	3 Poles	50	PSK31				
PSA063AK341E	3 Poles	63	PSK31				
PSA080AK341E	3 Poles	80	-				
PSA120AK341E	3 Poles	120	-				

* 10-25A Cam Switches can be supplied with big frame (64 x 64) with extra charge, In this case please replace the "F" at the end with "E".

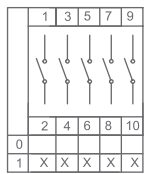
** Please replace "E" letter at the end of the code with "EQ" for Quick Installation model (with extra charge)



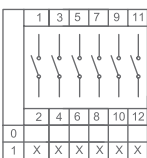
PSA020AK441E

"0-1" Safety On-Off Cam Switches - 90°

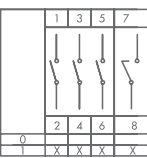
Code	Poles	Rated Thermal Current (A)	Enclosure	Key Operated	Quick Installation	Key Operated & Quick Installation With Plate	Lockable Handle With Plate
PSA010AK441E	4 Poles	10	PSK11		✓		✓
PSA016AK441E	4 Poles	16	PSK11		✓		✓
PSA020AK441E	4 Poles	20	PSK11		✓		✓
PSA025AK441E	4 Poles	25	PSK11		✓		✓
PSA032AK441E	4 Poles	32	PSK21				
PSA040AK441E	4 Poles	40	PSK21				
PSA050AK441E	4 Poles	50	PSK31				
PSA063AK441E	4 Poles	63	PSK31				
PSA080AK441E	4 Poles	80	-				
PSA120AK441E	4 Poles	120	-				



PSA010AK541E	5 Poles	10	PSK12		✓		✓
PSA016AK541E	5 Poles	16	PSK12		✓		✓
PSA020AK541E	5 Poles	20	PSK12		✓		✓
PSA025AK541E	5 Poles	25	PSK12		✓		✓
PSA032AK541E	5 Poles	32	PSK22				
PSA040AK541E	5 Poles	40	PSK22				
PSA050AK541E	5 Poles	50					
PSA063AK541E	5 Poles	63					
PSA080AK541E	5 Poles	80					
PSA120AK541E	5 Poles	120					




PSA010AK641E	6 Poles	10	PSK12		✓		✓
PSA016AK641E	6 Poles	16	PSK12		✓		✓
PSA020AK641E	6 Poles	20	PSK12		✓		✓
PSA025AK641E	6 Poles	25	PSK12		✓		✓
PSA032AK641E	6 Poles	32	PSK22				
PSA040AK641E	6 Poles	40	PSK22				
PSA050AK641E	6 Poles	50					
PSA063AK641E	6 Poles	63					
PSA080AK641E	6 Poles	80					
PSA120AK641E	6 Poles	120					



PSA020AK941E

PSA010AK941E	3 Poles+Neutral	10	PSK11		✓		✓
PSA016AK941E	3 Poles+Neutral	16	PSK11		✓		✓
PSA020AK941E	3 Poles+Neutral	20	PSK11		✓		✓
PSA025AK941E	3 Poles+Neutral	25	PSK11		✓		✓
PSA032AK941E	3 Poles+Neutral	32	PSK21				
PSA040AK941E	3 Poles+Neutral	40	PSK21				
PSA050AK941E	3 Poles+Neutral	50	PSK31				
PSA063AK941E	3 Poles+Neutral	63	PSK31				
PSA080AK941E	3 Poles+Neutral	80	-				
PSA120AK941E	3 Poles+Neutral	120	-				

-10-25A Cam Switches can be supplied with big frame (64 x 64) with extra charge, in this case please replace the "E" at the end with "F"
 -Please replace "E" letter at the end of the code with "EQ" for Quick Installation model (with extra charge)



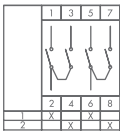
1-2 Changeover Cam Switches - 60°

Code	Poles	Rated Thermal Current (A)	Enclosure	Key Operated	Quick Installation	Key Operated & Quick Installation With Plate	Lockable Handle With Plate
PSA010KD133S	1 Pole	10	PSK11	✓	✓	✓	✓
PSA016KD133S	1 Pole	16	PSK11	✓	✓	✓	✓
PSA020KD133S	1 Pole	20	PSK11	✓	✓	✓	✓
PSA025KD133S	1 Pole	25	PSK11	✓	✓	✓	✓
PSA032KD133S	1 Pole	32	PSK21				
PSA040KD133S	1 Pole	40	PSK21				
PSA050KD133S	1 Pole	50	PSK31				
PSA063KD133S	1 Pole	63	PSK31				
PSA080KD133S	1 Pole	80	-				
PSA120KD133S	1 Pole	120	-				



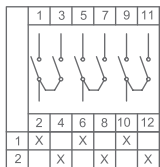
PSA020KD133S

* Can be supplied with Red-Yellow head w/o extra charge, in this case please replace "S" at the end with "E".
 ** 10-25A Cam Switches can be supplied with big frame (64 x 64) with extra charge, In this case please replace the "S" at the end with "B"
 ***Please replace "S" letter at the end of the code with "SAQ" for Key Operated & Quick Installation With Plate Model (with extra charge)
 **** Please replace "S" letter at the end of the code with "K" for Lockable Handle model (with extra charge)
 ***** Please replace "S" letter at the end of the code with "SQ" for Quick Installation model (with extra charge)



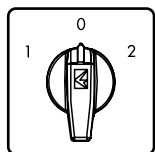
"1-2" Changeover Cam Switches - 60°

Code	Poles	Rated Thermal Current (A)	Enclosure	Key Operated	Quick Installation	Key Operated & Quick Installation With Plate	Lockable Handle With Plate
PSA010KD233S	2 Poles	10	PSK11	✓	✓	✓	✓
PSA016KD233S	2 Poles	16	PSK11	✓	✓	✓	✓
PSA020KD233S	2 Poles	20	PSK11	✓	✓	✓	✓
PSA025KD233S	2 Poles	25	PSK11	✓	✓	✓	✓
PSA032KD233S	2 Poles	32	PSK31				
PSA040KD233S	2 Poles	40	PSK31				
PSA050KD233S	2 Poles	50	-				
PSA063KD233S	2 Poles	63	-				
PSA080KD233S	2 Poles	80	-				
PSA120KD233S	2 Poles	120	-				



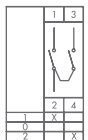
PSA020KD333S

PSA010KD333S	3 Poles	10	PSK12	✓	✓	✓	✓
PSA016KD333S	3 Poles	16	PSK12	✓	✓	✓	✓
PSA020KD333S	3 Poles	20	PSK12	✓	✓	✓	✓
PSA025KD333S	3 Poles	25	PSK12	✓	✓	✓	✓
PSA032KD333S	3 Poles	32	PSK31				
PSA040KD333S	3 Poles	40	PSK31				
PSA050KD333S	3 Poles	50	-				
PSA063KD333S	3 Poles	63	-				
PSA080KD333S	3 Poles	80	-				
PSA120KD333S	3 Poles	120	-				



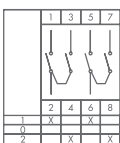
"1-0-2" Changeover Cam Switches - 60°

Code	Poles	Rated Thermal Current (A)	Enclosure	Key Operated	Quick Installation	Key Operated & Quick Installation With Plate	Lockable Handle With Plate
PSA010KD134S	1 Pole	10	PSK11	✓	✓	✓	✓
PSA016KD134S	1 Pole	16	PSK11	✓	✓	✓	✓
PSA020KD134S	1 Pole	20	PSK11	✓	✓	✓	✓
PSA025KD134S	1 Pole	25	PSK11	✓	✓	✓	✓
PSA032KD134S	1 Pole	32	PSK21				
PSA040KD134S	1 Pole	40	PSK21				
PSA050KD134S	1 Pole	50	PSK31				
PSA063KD134S	1 Pole	63	PSK31				
PSA080KD134S	1 Pole	80	-				
PSA120KD134S	1 Pole	120	-				

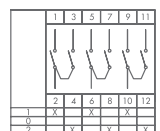


PSA020KD134S

PSA010KD234S	2 Poles	10	PSK11	✓	✓	✓	✓
PSA016KD234S	2 Poles	16	PSK11	✓	✓	✓	✓
PSA020KD234S	2 Poles	20	PSK11	✓	✓	✓	✓
PSA025KD234S	2 Poles	25	PSK11	✓	✓	✓	✓
PSA032KD234S	2 Poles	32	PSK21				
PSA040KD234S	2 Poles	40	PSK21				
PSA050KD234S	2 Poles	50	PSK31				
PSA063KD234S	2 Poles	63	PSK31				
PSA080KD234S	2 Poles	80	-				
PSA120KD234S	2 Poles	120	-				



PSA020KD234S



PSA020KD334S

PSA010KD334S	3 Poles	10	PSK12	✓	✓	✓	✓
PSA016KD334S	3 Poles	16	PSK12	✓	✓	✓	✓
PSA020KD334S	3 Poles	20	PSK12	✓	✓	✓	✓
PSA025KD334S	3 Poles	25	PSK12	✓	✓	✓	✓
PSA032KD334S	3 Poles	32	PSK22				
PSA040KD334S	3 Poles	40	PSK22				
PSA050KD334S	3 Poles	50	-				
PSA063KD334S	3 Poles	63	-				
PSA080KD334S	3 Poles	80	-				
PSA120KD334S	3 Poles	120	-				

* Can be supplied with Red-Yellow head w/o extra charge, in this case please replace "S" at the end with "E".

** 10-25A Cam Switches can be supplied with big frame (64 x 64) with extra charge, In this case please replace the "S" at the end with "B".

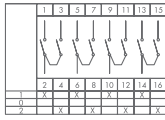
*** Please replace "S" letter at the end of the code with "SAQ" for Key Operated & Quick Installation With Plate Model (with extra charge)

**** Please replace "S" letter at the end of the code with "K" for Lockable Handle model (with extra charge)

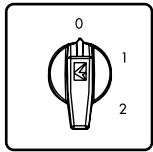
***** Please replace "S" letter at the end of the code with "SQ" for Quick Installation model (with extra charge)



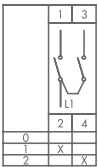
PSA020KD434S



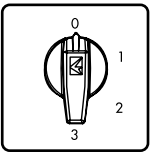
Code	Poles	Rated Thermal Current (A)	Enclosure	Key Operated	Quick Installation	Key Operated & Quick Installation With Plate	Lockable Handle With Plate
PSA010KD434S	4 Poles	10	PSK12	✓	✓	✓	✓
PSA016KD434S	4 Poles	16	PSK12	✓	✓	✓	✓
PSA020KD434S	4 Poles	20	PSK12	✓	✓	✓	✓
PSA025KD434S	4 Poles	25	PSK12	✓	✓	✓	✓
PSA032KD434S	4 Poles	32	PSK22				
PSA040KD434S	4 Poles	40	PSK22				
PSA050KD434S	4 Poles	50					
PSA063KD434S	4 Poles	63					
PSA080KD434S	4 Poles	80	-				
PSA120KD434S	4 Poles	120	-				



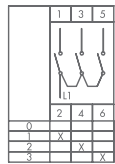
PSA020KS132S



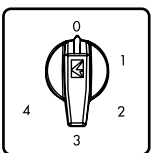
Step Cam Switches - 1 Pole							
Code	Poles	Rated Thermal Current (A)	Enclosure	Key Operated	Quick Installation	Key Operated & Quick Installation With Plate	Lockable Handle With Plate
PSA010K*132S	0-1-2	10	PSK11	✓	✓	✓	✓
PSA016K*132S	0-1-2	16	PSK11	✓	✓	✓	✓
PSA020K*132S	0-1-2	20	PSK11	✓	✓	✓	✓
PSA025K*132S	0-1-2	25	PSK11	✓	✓	✓	✓
PSA032K*132S	0-1-2	32	PSK21				
PSA040K*132S	0-1-2	40	PSK21				
PSA050K*132S	0-1-2	50	PSK31				
PSA063K*132S	0-1-2	63	PSK31				
PSA080K*132S	0-1-2	80	-				
PSA120K*132S	0-1-2	120	-				



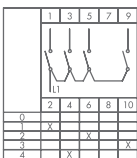
PSA020KS133S



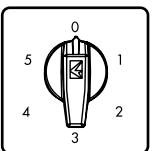
PSA010K*133S	0-3	10	PSK11	✓	✓	✓	✓
PSA016K*133S	0-3	16	PSK11	✓	✓	✓	✓
PSA020K*133S	0-3	20	PSK11	✓	✓	✓	✓
PSA025K*133S	0-3	25	PSK11	✓	✓	✓	✓
PSA032K*133S	0-3	32	PSK21				
PSA040K*133S	0-3	40	PSK21				
PSA050K*133S	0-3	50	PSK31				
PSA063K*133S	0-3	63	PSK32				
PSA080K*133S	0-3	80	-				
PSA120K*133S	0-3	120	-				



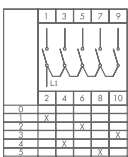
PSA020KS134S



PSA010K*134S	0-4	10	PSK12	✓	✓	✓	✓
PSA016K*134S	0-4	16	PSK12	✓	✓	✓	✓
PSA020K*134S	0-4	20	PSK12	✓	✓	✓	✓
PSA025K*134S	0-4	25	PSK12	✓	✓	✓	✓
PSA032K*134S	0-4	32	PSK22				
PSA040K*134S	0-4	40	PSK22				
PSA050K*134S	0-4	50	PSK32				
PSA063K*134S	0-4	63	PSK32				
PSA080K*134S	0-4	80	-				
PSA120K*134S	0-4	120	-				



PSA020KS135S



PSA010K*135S	0-5	10	PSK12	✓	✓	✓	✓
PSA016K*135S	0-5	16	PSK12	✓	✓	✓	✓
PSA020K*135S	0-5	20	PSK12	✓	✓	✓	✓
PSA025K*135S	0-5	25	PSK12	✓	✓	✓	✓
PSA032K*135S	0-5	32	PSK22				
PSA040K*135S	0-5	40	PSK22				
PSA050K*135S	0-5	50					
PSA063K*135S	0-5	63					
PSA080K*135S	0-5	80	-				
PSA120K*135S	0-5	120	-				

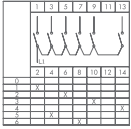
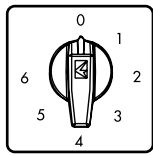
In Rotary cam switches if "0" position required, please replace "*" symbol with "S", if not please replace with "Z".

* Can be supplied with Red-Yellow head w/o extra charge, in this case please replace "S" at the end with "E".

** 10-25A Cam Switches can be supplied with big frame (64 x 64) with extra charge, In this case please replace the "S" at the end with "B".

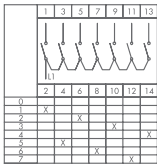
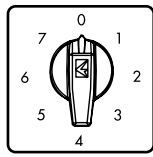
*** Please replace "S" letter at the end of the code with "SAQ" for Key Operated & Quick Installation With Plate Model (with extra charge)

**** Please replace "S" letter at the end of the code with "SQ" for Quick Installation model (with extra charge)



PSA020KS126S

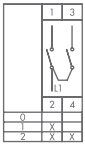
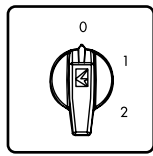
Code	Poles	Rated Thermal Current (A)	Enclosure	Key Operated	Quick Installation	Key Operated & Quick Installation With Plate	Lockable Handle With Plate
PSA010KS126S	0-6	10	PSK12	✓	✓	✓	✓
PSA016KS126S	0-6	16	PSK12	✓	✓	✓	✓
PSA020KS126S	0-6	20	PSK12	✓	✓	✓	✓
PSA025KS126S	0-6	25	PSK12	✓	✓	✓	✓
PSA032KS126S	0-6	32	PSK22				
PSA040KS126S	0-6	40	PSK22				
PSA050KS126S	0-6	50					
PSA063KS126S	0-6	63					
PSA080KS126S	0-6	80	-				
PSA120KS126S	0-6	120	-				



PSA020KS127S

PSA010KS127S	0-7	10	PSK12	✓	✓	✓	✓
PSA016KS127S	0-7	16	PSK12	✓	✓	✓	✓
PSA020KS127S	0-7	20	PSK12	✓	✓	✓	✓
PSA025KS127S	0-7	25	PSK12	✓	✓	✓	✓
PSA032KS127S	0-7	32	PSK22				
PSA040KS127S	0-7	40	PSK22				
PSA050KS127S	0-7	50					
PSA063KS127S	0-7	63					
PSA080KS127S	0-7	80	-				
PSA120KS127S	0-7	120	-				

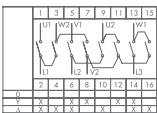
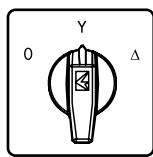
Step Cam Switches - 60°



PSA020KT132S

Code	Poles	Rated Thermal Current (A)	Enclosure	Key Operated	Quick Installation	Key Operated & Quick Installation With Plate	Lockable Handle With Plate
PSA010KT132S	1 Pole	10	0-1-2	PSK11	✓	✓	✓
PSA016KT132S	1 Pole	16	0-1-2	PSK11	✓	✓	✓
PSA020KT132S	1 Pole	20	0-1-2	PSK11	✓	✓	✓
PSA025KT132S	1 Pole	25	0-1-2	PSK11	✓	✓	✓
PSA010KT332S	3 Poles	10	0-1-2	PSK12	✓	✓	✓
PSA016KT332S	3 Poles	16	0-1-2	PSK12	✓	✓	✓

Star-Delta Cam Switches - 60°



PSA020MS335S

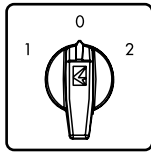
Code	Poles	Rated Thermal Current (A)	Enclosure	Key Operated	Quick Installation	Key Operated & Quick Installation With Plate	Lockable Handle With Plate
PSA010MS335S	3 Phase	10	PSK12	✓	✓	✓	✓
PSA016MS335S	3 Phase	16	PSK12	✓	✓	✓	✓
PSA020MS335S	3 Phase	20	PSK12	✓	✓	✓	✓
PSA025MS335S	3 Phase	25	PSK12	✓	✓	✓	✓
PSA032MS335S	3 Phase	32	PSK22				
PSA040MS335S	3 Phase	40	PSK22				
PSA050MS335S	3 Phase	50					
PSA063MS335S	3 Phase	63					
PSA080MS335S	3 Phase	80	-				
PSA120MS335S	3 Phase	120	-				

* Can be supplied with Red-Yellow head w/o extra charge, in this case please replace "S" at the end with "E".

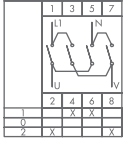
** 10-25A Cam Switches can be supplied with big frame (64 x 64) with extra charge, In this case please replace the "S" at the end with "B".

*** Please replace "S" letter at the end of the code with "SAQ" for Key Operated & Quick Installation With Plate Model (with extra charge)

**** Please replace "S" letter at the end of the code with "SQ" for Quick Installation model (with extra charge)

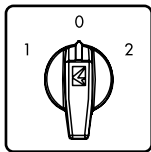


1 Pole Change Over Cam Switches "1-0-2"

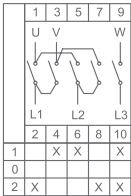


PSA020MS134S

Code	Poles	Rated Thermal Current (A)	Enclosure	Key Operated	Quick Installation	Key Operated & Quick Installation With Plate	Lockable Handle With Plate
PSA010MS134S	1 Phase	10	1-0-2	PSK11	✓	✓	✓
PSA016MS134S	1 Phase	16	1-0-2	PSK11	✓	✓	✓
PSA020MS134S	1 Phase	20	1-0-2	PSK11	✓	✓	✓
PSA025MS134S	1 Phase	25	1-0-2	PSK11	✓	✓	✓
PSA032MS134S	1 Phase	32	1-0-2	PSK21			
PSA040MS134S	1 Phase	40	1-0-2	PSK21			
PSA050MS134S	1 Phase	50	1-0-2	PSK31			
PSA063MS134S	1 Phase	63	1-0-2	PSK31			
PSA080MS134S	1 Phase	80	1-0-2	-			
PSA120MS134S	1 Phase	120	1-0-2	-			

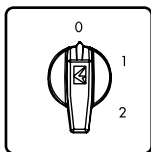


3 Poles Change Over Cam Switches "1-0-2"

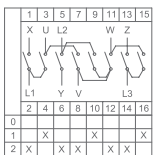


PSA020MS334S

Code	Poles	Rated Thermal Current (A)	Enclosure	Key Operated	Quick Installation	Key Operated & Quick Installation With Plate	Lockable Handle With Plate
PSA010MS334S	3 Phase	10	1-0-2	PSK12	✓	✓	✓
PSA016MS334S	3 Phase	16	1-0-2	PSK12	✓	✓	✓
PSA020MS334S	3 Phase	20	1-0-2	PSK12	✓	✓	✓
PSA025MS334S	3 Phase	25	1-0-2	PSK12	✓	✓	✓
PSA032MS334S	3 Phase	32	1-0-2	PSK22			
PSA040MS334S	3 Phase	40	1-0-2	PSK22			
PSA050MS334S	3 Phase	50	1-0-2	PSK32			
PSA063MS334S	3 Phase	63	1-0-2	PSK32			
PSA080MS334S	3 Phase	80	1-0-2	-			
PSA120MS334S	3 Phase	120	1-0-2	-			

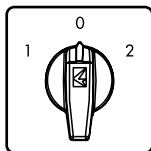


3 Phase Double Cycle Cam Switches (0-1-2)

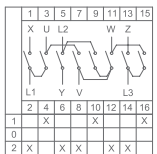


PSA016CD332S

Code	Poles	Rated Thermal Current (A)	Enclosure	Key Operated	Quick Installation	Key Operated & Quick Installation With Plate	Lockable Handle With Plate
PSA010CD332S	3 Phase	10	PSK12	✓	✓	✓	✓
PSA016CD332S	3 Phase	16	PSK12	✓	✓	✓	✓
PSA020CD332S	3 Phase	20	PSK12	✓	✓	✓	✓
PSA025CD332S	3 Phase	25	PSK12	✓	✓	✓	✓
PSA032CD332S	3 Phase	32	PSK22				
PSA040CD332S	3 Phase	40	PSK22				
PSA050CD332S	3 Phase	50					
PSA063CD332S	3 Phase	63					
PSA080CD332S	3 Phase	80	-				
PSA120CD332S	3 Phase	120	-				



3 Phase Double Cycle Cam Switches (1-0-2)



PSA016CD334S

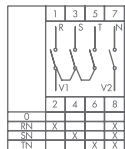
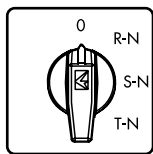
Code	Poles	Rated Thermal Current (A)	Enclosure	Key Operated	Quick Installation	Key Operated & Quick Installation With Plate	Lockable Handle With Plate
PSA010CD334S	3 Phase	10	PSK12	✓	✓	✓	✓
PSA016CD334S	3 Phase	16	PSK12	✓	✓	✓	✓
PSA020CD334S	3 Phase	20	PSK12	✓	✓	✓	✓
PSA025CD334S	3 Phase	25	PSK12	✓	✓	✓	✓
PSA032CD334S	3 Phase	32	PSK22				
PSA040CD334S	3 Phase	40	PSK22				
PSA050CD334S	3 Phase	50					
PSA063CD334S	3 Phase	63					
PSA080CD334S	3 Phase	80	-				
PSA120CD334S	3 Phase	120	-				

* Can be supplied with Red-Yellow head w/o extra charge, in this case please replace "S" at the end with "E".

** 10-25A Cam Switches can be supplied with big frame (64 x 64) with extra charge, In this case please replace the "S" at the end with "B".

*** Please replace "S" letter at the end of the code with "SAQ" for Key Operated & Quick Installation With Plate Model (with extra charge)

**** Please replace "S" letter at the end of the code with "SQ" for Quick Installation model (with extra charge)



PSA0200K421S

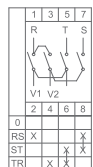
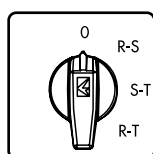
Measuring Cam Switches - 45°

Code	Type	Rated Thermal Current (A)	Position	Enclosure	Key Operated	Quick Installation	Key Operated & Quick Installation With Plate	Lockable Handle With Plate
------	------	---------------------------	----------	-----------	--------------	--------------------	--	----------------------------

PSA0100K421S	4	10	Voltmeter	PSK11	✓	✓	✓	✓
--------------	---	----	-----------	-------	---	---	---	---

PSA0160K421S	4	16	Voltmeter	PSK11	✓	✓	✓	✓
--------------	---	----	-----------	-------	---	---	---	---

PSA0200K421S	4	20	Voltmeter	PSK11	✓	✓	✓	✓
--------------	---	----	-----------	-------	---	---	---	---

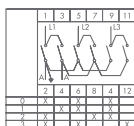
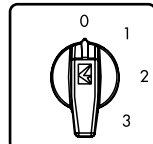


PSA0200K422S

PSA0100K422S	4	10	Phase - Phase Voltmeter	PSK11	✓	✓	✓	✓
--------------	---	----	-------------------------	-------	---	---	---	---

PSA0160K422S	4	16	Phase - Phase Voltmeter	PSK11	✓	✓	✓	✓
--------------	---	----	-------------------------	-------	---	---	---	---

PSA0200K422S	4	20	Phase - Phase Voltmeter	PSK11	✓	✓	✓	✓
--------------	---	----	-------------------------	-------	---	---	---	---

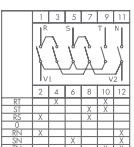
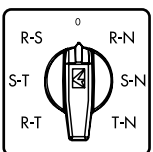


PSA0200K426S

PSA0100K426S	4	10	Ampermeter	PSK12	✓	✓	✓	✓
--------------	---	----	------------	-------	---	---	---	---

PSA0160K426S	4	16	Ampermeter	PSK12	✓	✓	✓	✓
--------------	---	----	------------	-------	---	---	---	---

PSA0200K426S	4	20	Ampermeter	PSK12	✓	✓	✓	✓
--------------	---	----	------------	-------	---	---	---	---



PSA0200K723S

PSA0200K723S	7	20	Voltmeter	PSK12	✓	✓	✓	✓
--------------	---	----	-----------	-------	---	---	---	---

* Please replace "S" letter at the end of the code with "SQ" for Quick Installation model (with extra charge)



PSR1



PSR2



PSMK



PSPK0501



PSK11



PSK12



PSK21



PSK22



PSK31



PSK32

Accessories

Code	Type	Features	Material
PSR1	Rail Mounting Interface	Between 10 - 40 A	Plastic
PSR2	Rail Mounting Interface	Between 50 - 63 A	Plastic
PSMK	Handle Protection Cover	Between 10-25 A	Plastic
PSPK0501	Finger Protection 1 Step	50 A	Plastic
PSPK0502	Finger Protection 2 Step	50 A	Plastic
PSPK0631	Finger Protection 1 Step	63 A	Plastic
PSPK0632	Finger Protection 2 Step	63 A	Plastic

Cam Switch Boxes

Code	Material	Dimensions - Width * Length * Height	Features
PSK11	Plastic	75mm*85mm*65mm	IP54
PSK12	Plastic	75mm*85mm*90mm	IP54
PSK21	Plastic	91mm*100mm*73mm	IP54
PSK22	Plastic	91mm*100mm*103mm	IP54
PSK31	Plastic	106mm*116mm*86mm	IP54
PSK32	Plastic	106mm*116mm*128mm	IP54
PSK11E	Plastic	75mm*85mm*65mm	IP65
PSK12E	Plastic	75mm*85mm*90mm	IP65
PSK21E	Plastic	91mm*100mm*73mm	IP65
PSK22E	Plastic	91mm*100mm*103mm	IP65
PSK31E	Plastic	106mm*116mm*86mm	IP65
PSK32E	Plastic	106mm*116mm*128mm	IP65



PSA020AK131AQ



PSA010KD134SQ



PSA020AK131K



PSA050AK331S + PSPK0502

EMAS[®]

industrial plugs & sockets





EB003CP00



EB003CF00



EBP03PE41



EBP03FU30



EBP03PU30

Plastic Series

3 Poles, 10A (PG 11) IP65

Code	Type	Entry	Handle	Box/Pcs
EB003CF00	Male Insert			100
EB003CP00	Female Insert			100
EBP03FE41*	Sloped Hood with Male Insert	Bottom	Plastic	50
EBP03FU30	Hood with Male Insert	Top		50
EBP05GE41*	Hood for Bulkhead Mounting	Bottom	Plastic	50
EBP05GM41*	Hood for Bulkhead Mounting	Bottom	Plastic	50
EBP05GU30	Hood	Top		50
EBP03PE41*	Sloped Hood with Female Insert	Bottom	Plastic	50
EBP03PM41*	Bulkhead Mounting Female Insert	Bottom	Plastic	50
EBP03PM46*	Bulkhead Mounting Female Insert	Bottom	Metal	50
EBP03PU30	Hood with Female Insert	Top		50
EBP03PU31*	Hood with Female Insert	Top	Plastic	50



EB004CF00



EB004CP00



EBP04FE41



EBP04FU30

4 Poles, 10A (PG 11)

Code	Type	Entry	Handle	Box/Pcs
EB004CF00	Male Insert			100
EB004CP00	Female Insert			100
EBP04FE41*	Sloped Hood with Male Insert	Bottom	Plastic	50
EBP04FU30	Hood with Male Insert	Top		50
EBP05GE41*	Hood for Bulkhead Mounting	Bottom	Plastic	50
EBP05GM41*	Hood for Bulkhead Mounting	Bottom	Plastic	50
EBP05GU30	Hood	Top		50
EBP04PE41*	Sloped Hood with Female Insert	Bottom	Plastic	50
EBP04PM41*	Bulkhead Mounting Female Insert	Bottom	Plastic	50
EBP04PM46*	Bulkhead Mounting Female Insert	Bottom	Metal	50
EBP04PU30	Hood with Female Insert	Top		50
EBP04PU31*	Hood with Female Insert	Top	Plastic	50



EBP05FU30



EBP05PU30



EBP05PU36



EBP05PE41



EBA05TK



EBP05FU30H

5 Poles, 10 A (PG 11)

Code	Type	Entry	Handle	Box/Pcs
EB005CF00	Male Insert			100
EB005CP00	Female Insert			100
EBP05GU30*	Hood	Top		50
EBP05GM41*	Hood for bulkhead mounting	Bottom	Plastic	50
EBP05GE41*	Hood for bulkhead mounting	Bottom	Plastic	50
EBP05FU30*	Hood with Male insert	Top		50
EBP05PU30*	Hood with Female insert	Top		50
EBP05PM41*	Bulkhead mounting, Female insert	Bottom	Plastic	50
EBP05PM46*	Bulkhead Mounting Female Insert	Bottom	Metal	50
EBP05FE41*	Sloped hood with Male insert	Bottom	Plastic	50
EBP05PE41*	Sloped hood with Female insert	Bottom	Plastic	50
EBP05PU31*	Hood with female insert	Top	Plastic	50
EBA05TK	Cap			50

Product is Grey colour. Please add H to end of the code in order to change the colour to Black.

* Metal handle version: replace the last digit "1" with "6"



EBP05PM46H



EBP05PM41H



EBP05GE46

6 Poles, 16 A (PG 16) IP65

Code	Type	Entry	Handle	Box/Pcs
EB006CF00	Male Insert			50
EB006CP00	Female Insert			50
EBP06FM42	Bulkhead mounting, Male insert	Bottom	Plastic	20
EBP06FU10	Hood with Male insert	Side		20
EBP06GM42	Hood for bulkhead mounting	Bottom	Plastic	20
EBP06GU10	Hood	Side		20
EBP06PM42	Bulkhead mounting, Female insert	Bottom	Plastic	20
EBP06PU10	Hood with Female insert	Side		20
EBP06PU12	Hood with Female insert	Side	Plastic	10
EBA06TK	Cap			50



EBP10PM42

10 Poles, 16 A (PG 21) IP65

Code	Type	Entry	Handle	Box/Pcs
EB010CF00	Male Insert			50
EB010CP00	Female Insert			50
EBP10FM42	Bulkhead mounting, Male insert	Bottom	Plastic	20
EBP10FU10	Hood with Male insert	Side		15
EBP10GM42	Hood for bulkhead mounting	Bottom	Plastic	20
EBP10GU10	Hood	Side		15
EBP10GU12	Hood	Side	Plastic	15
EBP10PM42	Bulkhead mounting, Female insert	Bottom	Plastic	20
EBP10PU10	Hood with Female insert	Side		15
EBP10PU12	Hood with Female insert	Side	Plastic	10
EBA10TK	Cap			50

NOTE:IP65 Protection Level in combination with appropriate cable gland.



EBP16FU10



EBP16PM42

16 Poles, 16 A (PG 21) IP65

Code	Type	Entry	Handle	Box/Pcs
EB016CF00	Male Insert			50
EB016CP00	Female Insert			50
EBP16FM42	Bulkhead Mounting Male Insert	Bottom	Plastic	20
EBP16FU10	Hood with Male Insert	Side		15
EBP16GM42	Hood for bulkhead mounting	Bottom	Plastic	20
EBP16GU10	Hood	Side		15
EBP16GU12	Hood	Side	Plastic	15
EBP16PM42	Bulkhead Mounting Female Insert	Bottom	Plastic	20
EBP16PU10	Hood with Female Insert	Side		15
EBP16PU12	Hood with Female Insert	Side	Plastic	10
EBA16TK	Cap			50



EBP24FU10



EBP24PM42

24 Poles, 16 A (PG 21) IP65

Code	Type	Entry	Handle	Box/Pcs
EB024CF00	Male Insert			30
EB024CP00	Female Insert			30
EBP24FM42	Bulkhead Mounting Male Insert	Bottom	Plastic	20
EBP24FU10	Hood with Male Insert	Side		15
EBP24GM42	Hood for bulkhead mounting	Bottom	Plastic	20
EBP24GU10	Hood	Side		15
EBP24GU12	Hood	Side	Plastic	15
EBP24PM42	Bulkhead Mounting Female Insert	Bottom	Plastic	20
EBP24PU10	Hood with Female Insert	Side		15
EBP24PU12	Hood with Female Insert	Side	Plastic	10
EBA24TK	Cap			50

Metal Series



EBM03FE46



EBM03PU10



EBM03PM46



EBM03PU30

3 Poles, 10 A (PG 11)

Code	Type	Entry	Handle	Box/Pcs
EB003CF00	Male Insert			100
EB003CP00	Female Insert			100
EBM05GU30	Hood	Top		50
EBM05GU36	Hood	Top	Metal	50
EBM05GM46	Hood for bulkhead mounting	Bottom	Metal	50
EBM05GE46	Sloped Hood	Bottom	Metal	50
EBM03FE46	Sloped Hood with Male Insert	Bottom	Metal	50
EBM03FU10	Hood with Male Insert	Side		50
EBM03FU30	Hood with Male Insert	Top		50
EBM03PE46	Sloped Hood with Male Insert	Bottom	Metal	50
EBM03PM46	Bulkhead Mounting Female Insert	Bottom	Metal	50
EBM03PU10	Hood with Female Insert	Side		50
EBM03PU30	Hood with Female Insert	Top		50
EBM03PU36	Hood with Female Insert	Top	Metal	50



EBM04FE46



EBM04FU10



EBM04FU30



EBM04PE46



EBM04PM46



EBM04PU10



EBM04PU30



EBM04PU36

4 Poles, 10 A (PG 11)

Code	Type	Entry	Handle	Box/Pcs
EB004CF00	Male Insert			100
EB004CP00	Female Insert			100
EBM05GU30	Hood	Top		50
EBM05GU36	Hood	Top	Metal	50
EBM05GM46	Hood for bulkhead mounting	Bottom	Metal	50
EBM05GE46	Sloped Hood	Bottom	Metal	50
EBM04FE46	Sloped Hood with Male Insert	Bottom	Metal	50
EBM04FU10	Hood with Male Insert	Side		50
EBM04FU30	Hood with Male Insert	Top		50
EBM04PE46	Sloped Hood with Male Insert	Bottom	Metal	50
EBM04PM46	Bulkhead Mounting Female Insert	Bottom	Metal	50
EBM04PU10	Hood with Female Insert	Side		50
EBM04PU30	Hood with Female Insert	Top		50
EBM04PU36	Hood with Female Insert	Top	Metal	50

NOTE: IP65 Protection Level in combination with appropriate cable gland.



EBM05FU30



EBM05PU30



EBM05PU36



EBM05PE41



EBA05TK

Metal Series

5 Poles, 10 A (PG 11)

Code	Type	Entry	Handle	Box/Pcs
EB005CF00	Male Insert			100
EB005CP00	Female Insert			100
EBM05GU30	Hood	Top		50
EBM05GU36	Hood	Top	Metal	50
EBM05GM46	Hood for bulkhead mounting	Bottom	Metal	50
EBM05GE46	Sloped hood Bottom	Bottom	Metal	50
EBM05FU10	Hood with Male insert	Side		50
EBM05FU30	Hood with Male insert	Top		50
EBM05PU30	Hood with Female insert	Top		50
EBM05PU36	Hood with Female insert	Top	Metal	50
EBM05PM46	Bulkhead mounting, Housing with Female insert	Bottom	Metal	50
EBM05FE46	Sloped hood with Male insert	Bottom	Metal	50
EBM05PE41	Sloped hood with Female insert	Bottom	Plastic	50
EBM05PE46	Sloped hood with Female insert	Bottom	Metal	50
EBM05PU10	Hood with Female insert	Side		50
EBM05PE56	Sloped hood with Female insert	Bottom + Side	Metal	50
EBA05TK	Cap			50

For Plastic handle models, replace "1" instead of "6".



EBM06FU30



EBM06FM42



EBM06PU32



EBM06PU30



EBA06TK

6 Poles, 16 A (PG 16) IP65

Code	Type	Entry	Handle	Box/Pcs
EB006CF00	Male Insert			50
EB006CP00	Female Insert			50
EBM06GU10	Hood	Side		20
EBM06GU30	Hood	Top		20
EBM06GU32	Hood	Top	Metal-Plastic	15
EBM06GM42	Hood for bulkhead mounting	Bottom	Metal-Plastic	20
EBM06FU10	Hood with Male insert	Side		20
EBM06FU30	Hood with Male insert	Top		20
EBM06PU10	Hood with Female insert	Side		20
EBM06PU30	Hood with Female insert	Top		20
EBM06PU32	Hood with Female insert	Top	Metal-Plastic	15
EBM06FM42	Bulkhead mounting, Housing with Male Insert	Bottom	Metal-Plastic	20
EBM06PM42	Bulkhead mounting, Housing with Female Insert	Bottom	Metal-Plastic	20
EBM06PM46	Bulkhead mounting, Housing with Female Insert	Bottom	Metal-Plastic	20
EBM06FD12	Surface mounting, Housing with Male Insert	Side	Metal-Plastic	15
EBM06PD12	Surface mounting, Housing with Female Insert	Side	Metal-Plastic	15
EBA06TK	Cap			50

* Metal handle version: replace the last digit "1" with "6".

* For spring cover preferences, instead of "2" and "6", please use "K" letter.



EBM10PU10



EBM10PU30



EBM10FD24



EBM10PM44



EBM10PM47



EBM10PD27



EBA10TK



EBM10PM4K

10 Poles, 16 A (PG 21) IP65

Code	Type	Option	Entry	Handle	Box/Pcs
EB010CF00	Male Insert				50
EB010CP00	Female Insert				50
EBM10GU10	Hood	**	Side		15
EBM10GU30	Hood	**	Top		15
EBM10GU34*	Hood	**	Top	Metal-Plastic	10
EBM10GM44*	Hood for bulkhead mounting		Bottom	Metal-Plastic	20
EBM10GD14*	Surface Mounting Head		Side	Metal-Plastic	10
EBM10GD24*	Surface Mounting Head		Both Side	Metal-Plastic	10
EBM10FU10	Hood with male insert	**	Side		15
EBM10FU30	Hood with male insert	**	Top		15
EBM10PU10	Hood with female insert	**	Side		15
EBM10PU14	Hood with female insert	**	Side	Metal-Plastic	10
EBM10PU30	Hood with female insert	**	Top		15
EBM10PU34*	Hood with female insert	**	Top	Metal-Plastic	10
EBM10FM44*	Bulkhead Mounting, Housing with Male Insert		Bottom	Metal-Plastic	20
EBM10PM44*	Bulkhead Mounting, Housing with Female Insert		Bottom	Metal-Plastic	20
EBM10PM47	Bulkhead mounting, Housing with Female Insert		Bottom	Metal	20
EBM10FD14*	Surface mounting, Housing with Male Insert		Side	Metal-Plastic	10
EBM10FD24*	Surface mounting, Housing with Male Insert		Both Side	Metal-Plastic	10
EBM10PD14*	Surface mounting, Housing with Female Insert		Side	Metal-Plastic	10
EBM10PD24*	Surface mounting, Housing with Female Insert		Both Side	Metal-Plastic	10
EBM10PD27	Surface mounting, Housing with Female Insert		Both Side	Metal-Plastic	10
EBA10TK	Cap				50

* Metal handle version: replace the last digit "4" with "7".

* For spring cover preferences, instead of "4" and "7", please use "K" letter.

* Please add PG21 to the end of the code in order to order PG21 hole.

NOTE: IP65 Protection Level in combination with appropriate cable gland.

*Please replace "4" with "1" or "0" with "T" in order to order single handle model.



EB016CP00



EB016CF00



EBM16FU10



EBM16FM44



EBM16PD14



EBM16FD24



EBM16PM4K

16 Poles, 16 A (PG 21) IP65

Code	Type	Entry	Handle	Box/Pcs
EB016CF00	Male Insert			50
EB016CP00	Female Insert			50
EBM16GU10	Hood	Side		10
EBM16GU30	Hood	Top		10
EBM16GU34*	Hood	Top	Metal-Plastic	8
EBM16GM44*	Hood for bulkhead mounting	Bottom	Metal-Plastic	15
EBM16GD14*	Surface mounting hood	Side	Metal-Plastic	8
EBM16GD24*	Surface mounting hood	Both Side	Metal-Plastic	8
EBM16FU10	Hood with male insert	Side		10
EBM16FU30	Hood with male insert	Top		10
EBM16PU10	Hood with female insert	Side		10
EBM16PU14	Hood with female insert	Side	Metal-Plastic	10
EBM16PU30	Hood with female insert	Top		10
EBM16PU34*	Hood with female insert	Top	Metal-Plastic	8
EBM16FM44*	Bulkhead Mounting, Housing with Male Insert	Bottom	Metal-Plastic	15
EBM16PM44*	Bulkhead Mounting, Housing with Female Insert	Bottom	Metal-Plastic	15
EBM16FD14*	Surface mounting, Housing with Male Insert	Side	Metal-Plastic	8
EBM16FD24*	Surface Mounting, Housing with Male Insert	Both Side	Metal-Plastic	8
EBM16PD14*	Surface mounting, Housing with Female Insert	Side	Metal-Plastic	8
EBM16PD24*	Surface mounting, Housing with female insert	Both Side	Metal-Plastic	8
EBM16PD27	Surface mounting, Housing with female insert	Both Side	Metal-Plastic	8
EBA16TK	Cap			50

* Metal handle version: replace the last digit "4" with "7".

* For spring cover preferences, instead of "4" and "7", please use "K" letter.



EBM24PM4K



EB024CF00



EB024CP00



EBM24FD24



EBM24FU10

24 Poles, 16 A (PG 21)

Code	Type	Entry	Handle	Box/Pcs
EB024CF00	Male Insert			30
EB024CP00	Female Insert			30
EBM24GU10	Hood	Side		10
EBM24GU30	Hood	Top		10
EBM24GU34*	Hood	Top	Metal-Plastic	8
EBM24GM44*	Hood for bulkhead mounting	Bottom	Metal-Plastic	15
EBM24GD14*	Surface mounting hood	Side	Metal-Plastic	8
EBM24GD24*	Surface mounting hood	Both Side	Metal-Plastic	8
EBM24FU10	Hood with male insert	Side		10
EBM24FU30	Hood with male insert	Top		10
EBM24PU10	Hood with female insert	Side		10
EBM24PU14	Hood with female insert	Side	Metal-Plastic	8
EBM24PU30	Hood with female insert	Top		10
EBM24PU34*	Hood with female insert	Top	Metal-Plastic	8
EBM24FM44*	Bulkhead Mounting, Housing with Male Insert	Bottom	Metal-Plastic	15
EBM24PM44*	Bulkhead Mounting, Housing with Female Insert	Bottom	Metal-Plastic	15
EBM24PM47	Bulkhead mounting, Housing with female insert	Bottom	Metal	15
EBM24FD14*	Surface mounting, Housing with Male Insert	Side	Metal-Plastic	8
EBM24FD24*	Surface mounting, Housing with Male Insert	Both Side	Metal-Plastic	8
EBM24PD14*	Surface mounting, Housing with Female Insert	Side	Metal-Plastic	8
EBM24PD24*	Surface mounting, Housing with Female Insert	Both Side	Metal-Plastic	8
EBA24TK	Cap			50

* Metal handle version: replace the last digit "4" with "7".

* For spring cover preferences, instead of "4" and "7", please use "K" letter.

* NOTE: IP65 Protection Level in combination with appropriate cable gland.

* Please replace "4" with "1" or "0" with "T" in order to order single handle model.



EBM24PM44



EBM32FU10



EBM32PU10



EBM32PM44



EBM32FM44



EBA32TK

32 Poles, 16 A (PG 21)

Code	Type	Option	Entry	Handle	Box/Pcs
EB016CF00	Male Insert (1-16)				50
EB016CP00	Female Insert (1-16)				50
EB032CF00	Male Insert (17-32)				50
EB032CP00	Female Insert (17-32)				50
EBM32GU10	Hood	**	Side		6
EBM32GU30	Hood	**	Top		6
EBM32GM44*	Hood for bulkhead mounting		Bottom	Metal-Plastic	10
EBM32GD14*	Surface mounting hood		Side	Metal-Plastic	6
EBM32GD24*	Surface mounting hood		Both Side	Metal-Plastic	6
EBM32FU10	Hood with male insert	**	Side		6
EBM32FU30	Hood with male insert	**	Top		6
EBM32PU10	Hood with female insert	**	Side		6
EBM32PU30	Hood with female insert	**	Top		6
EBM32FM44*	Bulkhead Mounting, Housing with Male Insert		Bottom	Metal-Plastic	10
EBM32PM44*	Bulkhead Mounting, Housing with Female Insert		Bottom	Metal-Plastic	10
EBM32PM48*	Bulkhead Mounting, Housing with Female Insert		Bottom	Metal	10
EBM32FD14*	Surface mounting, Housing with Male Insert		Side	Metal-Plastic	6
EBM32FD24*	Surface mounting, Housing with Male Insert		Both Side	Metal-Plastic	6
EBM32PD14*	Surface mounting, Housing with Female Insert		Side	Metal-Plastic	6
EBM32PD24*	Surface mounting, Housing with Female Insert		Both Side	Metal-Plastic	6
EBM32PU14	Hood with female insert		Side	Metal-Plastic	6
EBM32PU34	Hood with female insert		Top	Metal-Plastic	5
EBM32TABAN	Base				6
EBA32TK	Cap				40

* Metal handle version: replace the last digit "4" with "7".

** Standard PG21, please add PG29 to the end of the code in order to order PG29 hole.

NOTE: IP65 Protection Level in combination with appropriate cable gland.



EBA48TK



EBM48PU10



EBM48FU10



EBM48FU30



EBM48PM44



EBM48PD24

48 Poles, 16 A (PG 29)

Code	Type	Entry	Handle	Box/Pcs
EB024CF00	Male Insert (1-24)			30
EB024CP00	Female Insert (1-24)			30
EB048CF00	Male Insert (25-48)			30
EB048CP00	Female Insert (25-48)			30
EBM48GU10	Hood	Side		4
EBM48GU30	Hood	Top		4
EBM48GM44*	Hood for bulkhead mounting	Bottom	Metal-Plastic	8
EBM48GD14*	Surface mounting hood	Side	Metal-Plastic	4
EBM48GD24*	Surface mounting hood	Both Side	Metal-Plastic	4
EBM48FU10	Hood with male insert	Side		4
EBM48FU30	Hood with male insert	Top		4
EBM48PU10	Hood with female insert	Side		4
EBM48PU30	Hood with female insert	Top		4
EBM48FM44*	Bulkhead Mounting, Housing with Male Insert	Bottom	Metal-Plastic	8
EBM48PM44*	Bulkhead Mounting, Housing with Female Insert	Bottom	Metal-Plastic	8
EBM48PM48*	Bulkhead Mounting, Housing with Female Insert	Bottom	Metal	8
EBM48FD14*	Surface mounting, Housing with Male Insert	Side	Metal-Plastic	4
EBM48FD24*	Surface mounting, Housing with Male Insert	Both Side	Metal-Plastic	4
EBM48PD14*	Surface mounting, Housing with Female Insert	Side	Metal-Plastic	4
EBM48PD24*	Surface mounting, Housing with Female Insert	Both Side	Metal-Plastic	4
EBM48PU14	Hood with female insert	Side	Metal-Plastic	4
EBM48PU34	Hood with female insert	Top	Metal-Plastic	4
EBM48TABAN	Base			4
EBA48TK	Cap			40

* Metal handle version: replace the last digit "4" with "8".



EB0606CP00



EB0606CF00



EBM606FU10



EBM606PD14



EBA16TK

6 Poles, 35 A (PG 21)

Code	Type	Entry	Handle	Box/Pcs
EB0606CF00	Male Insert			50
EB0606CP00	Female Insert			50
EBM16GU10	Hood	Side		10
EBM16GU30	Hood	Top		10
EBM16GU34*	Hood	Top	Metal-Plastic	8
EBM16GM44*	Hood for bulkhead mounting	Bottom	Metal-Plastic	15
EBM16GD14*	Hood for surface mounting	Side	Metal-Plastic	8
EBM16GD24*	Hood for surface mounting	Both Side	Metal-Plastic	8
EBM606FU10	Hood with male insert	Side		10
EBM606FU30	Hood with male insert	Top		10
EBM606PU10	Hood with female insert	Side		50
EBM606PU30	Hood with female insert	Top		10
EBM606PU34*	Hood with female insert	Top	Metal-Plastic	8
EBM606FM44*	Bulkhead Mounting, Housing with Male Insert	Bottom	Metal-Plastic	15
EBM606PM44*	Bulkhead Mounting, Housing with Female Insert	Bottom	Metal-Plastic	15
EBM606FD14*	Surface mounting, Housing with Male Insert	Side	Metal-Plastic	8
EBM606FD24*	Surface mounting, Housing with Male Insert	Both Side	Metal-Plastic	8
EBM606PD14*	Surface mounting, Housing with Female Insert	Side	Metal-Plastic	8
EBM606PD24*	Surface mounting, Housing with Female Insert	Both Side	Metal-Plastic	8
EBA16TK	Cap			50

* Metal handle version: replace the last digit "4" with "7".

* For spring cover preferences, instead of "4" and "7", please use "K" letter.

* Please add "PG21" to the end of the code in order to order PG21 hole.

NOTE: IP65 Protection Level in combination with appropriate cable gland.

* Please replace "4" with "1" or "0" with "T" in order to order single handle model.



EBM612PU10



EBM612PM44



EBA32TK

12 Poles, 35 A (PG 21) IP65

Code	Type	Entry	Handle	Box/Pcs
EB0606CF00	Male Insert (1-6)			50
EB0606CP00	Female Insert (1-6)			50
EB0612CF00	Male Insert (7-12)			50
EB0612CP00	Female Insert (7-12)			50
EBM32GU10	Hood	Side		6
EBM32GU30	Hood	Top		6
EBM32GM44*	Hood for bulkhead mounting	Bottom	Metal-Plastic	10
EBM32GD14*	Hood for surface mounting	Side	Metal-Plastic	6
EBM32GD24*	Hood for surface mounting	Both Side	Metal-Plastic	6
EBM612FU10	Hood with male insert	Side		6
EBM612FU30	Hood with male insert	Top		6
EBM612PU10	Hood with female insert	Side		6
EBM612PU30	Hood with female insert	Top		6
EBM612FM44*	Bulkhead Mounting, Housing with Male Insert	Bottom	Metal-Plastic	10
EBM612PM44*	Bulkhead Mounting, Housing with Female Insert	Bottom	Metal-Plastic	10
EBM612FD14*	Surface mounting, Housing with Male Insert	Side	Metal-Plastic	6
EBM612FD24*	Surface mounting, Housing with Male Insert	Both Side	Metal-Plastic	6
EBM612PD14*	Surface mounting, Housing with Female Insert	Side	Metal-Plastic	6
EBM612PD24*	Surface mounting, Housing with Female Insert	Both Side	Metal-Plastic	6
EBA32TK	Cap			40

* Metal handle version: replace the last digit "4" with "8".



EB0806CF00



EB0806CP00



EBM806FU10



EBM806PD14



EBA16TK

6 Poles (4 x 80A + 2 x 16A) (PG21) IP65

Code	Type	Entry	Handle	Box/Pcs
EB0806CF00	Male Insert			50
EB0806CP00	Female Insert			50
EBM16GU10	Hood	Side		10
EBM16GU30	Hood	Top		10
EBM16GU34*	Hood	Top	Metal-Plastic	8
EBM16GM44*	Hood for bulkhead mounting	Bottom	Metal-Plastic	15
EBM16GD14*	Hood for surface mounting	Side	Metal-Plastic	8
EBM16GD24*	Hood for surface mounting	Both Side	Metal-Plastic	8
EBM806FU10	Hood with male insert	Side		10
EBM806FU30	Hood with male insert	Top		10
EBM806FM44*	Bulkhead mounting, housing with male insert with 4 roller handle	Bottom	Metal-Plastic	15
EBM806FD14*	Surface mounting, housing with male insert	Side	Metal-Plastic	8
EBM806FD24*	Surface mounting, housing with male insert	Both Side	Metal-Plastic	8
EBM806PM44*	Bulkhead mounting, housing with female insert with 4 roller handle	Bottom	Metal-Plastic	15
EBM806PU10	Hood with female insert	Side		10
EBM806PU30	Hood with female insert	Top		10
EBM806PD14*	Surface mounting, housing with male insert	Side	Metal-Plastic	8
EBM806PD24*	Surface mounting, housing with female insert	Both Side	Metal-Plastic	8
EBA16TK	Cap			50

* Metal handle version: replace the last digit "4" with "7".

NOTE: IP65 Protection Level in combination with appropriate cable gland.

* For spring cover preferences, instead of "4" and "7", please use "K" letter.

* Please add "PG21" to the end of the code in order to order PG21 hole.

* Please replace "4" with "1" or "0" with "T" in order to order single handle model.



EBM812FU30



EBM812PM44



EBA32TK

12 Poles, 2 x (4 x 80A + 2 x 16A) (PG 21)

Code	Type	Entry	Handle	Box/Pcs
EB0806CF00	Male Insert (1-6)			50
EB0806CP00	Female Insert (1-6)			50
EB0812CF00	Male Insert (7-12)			50
EB0812CP00	Female Insert (7-12)			50
EBM812FU10	Hood with male insert	Side		6
EBM812FU30	Hood with male insert	Top		6
EBM812FM44*	Bulkhead Mounting, Housing with Male Insert with 4 Roller Handle	Bottom	Metal-Plastic	8
EBM812PM44*	Bulkhead Mounting, Housing with Female Insert with 4 Roller Handle	Bottom	Metal-Plastic	8
EBM812FD14*	Surface mounting, Housing with Male Insert	Side	Metal-Plastic	6
EBM812FD24*	Surface mounting, Housing with Male Insert	Both Side	Metal-Plastic	6
EBM812PD14*	Surface mounting, Housing with Female Insert	Side	Metal-Plastic	6
EBM812PD24*	Surface mounting, Housing with Female Insert	Both Side	Metal-Plastic	6
EBM812PU10	Hood with male insert	Side		6
EBM812PU30	Hood with female insert	Top		6
EBA32TK	Cap			40

* Metal handle version: replace the last digit "4" with "8".

NOTE: IP65 Protection Level in combination with appropriate cable gland.



EB042CX00



EB042CY00



EB0X15



EB0CSA

42 Poles (Crimp Connection), 10 A (PG 21) IP65

Code	Type	Option	Handle	Box/Pcs
EB0X15	Crimp Connection Male 1,5 mm ²			42
EB0X25	Crimp Connection Male 2,5 mm ²			42
EB0Y15	Crimp Connection Female 1,5 mm ²			42
EB0Y25	Crimp Connection Female 2,5 mm ²			42
EB042CX00	Insert for Crimp Connection Male (Empty)			50
EB042CY00	Insert for Crimp Connection Female (Empty)			50
EB0CSA	Crimp Contact Removal Tool			1
EBM10GU10	Hood	**	Side	15
EBM10GU30	Hood	**	Top	15
EBM10GU34*	Hood	**	Top	Metal-Plastic 10
EBM10GM44*	Hood for bulkhead mounting		Bottom	Metal-Plastic 20
EBM10GD14*	Hood for surface mounting		Side	Metal-Plastic 10
EBM10GD24*	Hood for surface mounting		Both Side	Metal-Plastic 10
EBA10TK	Cap			50

* Metal handle version: replace the last digit "4" with "7".

* For spring cover preferences, instead of "4" and "7", please use "K" letter.

* Please add "PG21" to the end of the code in order to order PG21 hole.

NOTE: IP65 Protection Level in combination with appropriate cable gland.

* Please replace "4" with "1" or "0" with "T" in order to order single handle model.



EBMKE



EBMKD



EPREU1M



EPRUS1H



EPREU2G



EPRFR2K



EPREU2GL

Accessories

Code	Features	Box/Pcs
EBMKD	Marking Pin - Female	10
EBMKE	Marking Pin - Male	10

Panel Type Sockets

Code	Features	Colour*	Box/Pcs
EPREU1M	European Schuko Type 1		40
EPRUS1H	American, Type1		40
EPREU2G	Rail Types		10
EPREU2GL	Rail Types, with LED		10
EPRFR2K	Panel Socket, UPS Socket (French Type)		10
EPRFR2G	Rail Type, UPS Socket (French Type)		10



EKS116P



EKS325PG30

Rubber Type Plugs & Sockets

Code	Type	Features	Box/Pcs
EKS116F	Plug	1 x 16 A	40
EKS116P	Socket	1 x 16 A	25
EKS116PG1	Wall Socket	1 x 16 A	20
EKS116PG3	Group Socket - 3 Way	3x (1 x 16 A)	6
EKS325F	Plug	3 x 25 A	30
EKS325PG30	Group Socket - 3 Way	3 x (3 x 25) A	4
EKS325PG21	Group Socket - 3 Way	2 x (3x25) A + 1 x (1x16) A	4
EKS325PG12	Group Socket - 3 Way	1 x (3x25) A + 2 x (1x16) A	4



EKS116PG3



EKS325F



EKS116F



EKS116PG1

ECE Series CEE NORM

3*16 A (2P+E) IP44

Code	Type	Option	Voltage	Box/Pcs
ECE316V4FU	Hood with Male Insert	Screw Terminal	200- 250 V AC	15
ECE316V4PE	Sloped hood with Female insert	Screw Terminal	200- 250 V AC	15
ECE316V4PM	Bulkhead mounting, Housing with Female Insert	Screw Terminal	200- 250 V AC	15
ECE316V4PU	Hood with Female Insert	Screw Terminal	200- 250 V AC	15
ECE316V5PDE	Surface+Sloped hood with Female insert	Screw Terminal	200- 250 V AC	5
ECE316V5PDM	Surface+Bulkhead mounting, Housing with Female Insert	Screw Terminal	200- 250 V AC	5



ECE316V4FU



ECE316V4PE



ECE316V4PE



ECE316V4PM



ECE316V4PM



ECE316V4PU



ECE316V4PU

4*16 A (3P+E) IP44

Code	Type	Option	Voltage	Box/Pcs
ECE416V5FU	Hood with Male Insert	Screw Terminal	380-415 V AC	15
ECE416V5PE	Sloped hood with Female insert	Screw Terminal	380-415 V AC	15
ECE416V5PM	Bulkhead mounting, Housing with Female Insert	Screw Terminal	380-415 V AC	15
ECE416V5PU	Hood with Female Insert	Screw Terminal	380-415 V AC	12
ECE416V5PDE	Surface+Sloped hood with Female insert	Screw Terminal	380-415 V AC	5
ECE416V5PDM	Surface+Bulkhead mounting, Housing with Female Insert	Screw Terminal	380-415 V AC	5



ECE416V5FU



ECE416V5PE



ECE416V5PE



ECE416V5PM



ECE416V5PM



ECE416V5PU

5*16 A (3P+N+E) IP44

Code	Type	Option	Voltage	Box/Pcs
ECE516V5FU	Hood with Male Insert	Screw Terminal	200/346- 240/415 V AC	10
ECE516V5PE	Sloped hood with Female insert	Screw Terminal	200/346- 240/415 V AC	8
ECE516V5PM	Bulkhead mounting, Housing with Female Insert	Screw Terminal	200/346- 240/415 V AC	8
ECE516V5PU	Hood with Female Insert	Screw Terminal	200/346- 240/415 V AC	8
ECE516V5PDE	Surface mounting+ Sloped hood with Female insert	Screw Terminal	200/346- 240/415 V AC	3
ECE516V5PDM	Surface mounting + Bulkhead mounting, Housing with Female Insert	Screw Terminal	200/346- 240/415 V AC	3

3*32 A (3P+N+E) IP44

Code	Type	Option	Voltage	Box/Pcs
ECE332V6FU	Hood with Male Insert	Screw Terminal	200- 250 V AC	10
ECE332V6PE	Sloped hood with Female insert	Screw Terminal	200- 250 V AC	6
ECE332V6PM	Bulkhead mounting, Housing with Female Insert	Screw Terminal	200- 250 V AC	6
ECE332V6PU	Hood with Female Insert	Screw Terminal	200- 250 V AC	6
ECE332V6PDE	Surface mounting+ Sloped hood with Female insert	Screw Terminal	200- 250 V AC	3
ECE332V6PDM	Surface mounting + Bulkhead mounting, Housing with Female Insert	Screw Terminal	200- 250 V AC	3

4*32 A (3P+N+E) IP44

Code	Type	Option	Voltage	Box/Pcs
ECE432V6FU	Hood with Male Insert	Screw Terminal	380-415 V AC	10
ECE432V6PE	Sloped hood with Female insert	Screw Terminal	380-415 V AC	6
ECE432V6PM	Bulkhead mounting, Housing with Female Insert	Screw Terminal	380-415 V AC	6
ECE432V6PU	Hood with Female Insert	Screw Terminal	380-415 V AC	6
ECE432V6PDE	Surface mounting+ Sloped hood with Female insert	Screw Terminal	380-415 V AC	3
ECE432V6PDM	Surface mounting + Bulkhead mounting, Housing with Female Insert	Screw Terminal	380-415 V AC	3



ECE532V6PE



ECE532V6PE



ECE532V6PM



ECE532V6PM



ECE532V6PU



ECE532V6PU

5*32 A (3P+N+E) IP44

Code	Type	Option	Voltage	Box/Pcs
ECE532V6FU	Hood with Male Insert	Screw Terminal	200/346- 240/415 V AC	10
ECE532V6PE	Sloped hood with Female insert	Screw Terminal	200/346- 240/415 V AC	6
ECE532V6PM	Bulkhead mounting, Housing with Female Insert	Screw Terminal	200/346- 240/415 V AC	6
ECE532V6PU	Hood with Female Insert	Screw Terminal	200/346- 240/415 V AC	6
ECE532V6PDE	Surface mounting+ Sloped hood with Female insert	Screw Terminal	200/346- 240/415 V AC	3
ECE532V6PDM	Surface mounting + Bulkhead mounting, Housing with Female Insert	Screw Terminal	200/346- 240/415 V AC	3

Accessories

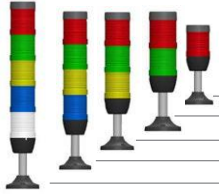
Code	Type	Material	Box/Pcs
ECE1DG	Hood for surface mounting for 3*16 - 4*16	Plastic	12
ECE2DG	Hood for surface mounting for 5*16 - 3*32 - 4*32 - 5*32	Plastic	6

EMAS[®] signalling devices



IK Series

Light Towers can be purchased as complete or modular. Mounting system is easy with plug and turn system without any mounting equipment.



COMPLETE LIGHT TOWER Dia 50 mm (with 100 mm Aluminium connection, body and Lamps)

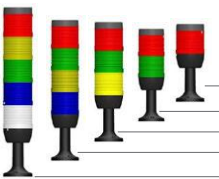
Code	Illumination	Buzzer
IK51L * XM03	LED	-
IK52L * XM03	LED	-
IK53L * XM03	LED	-
IK54L * XM03	LED	-
IK55L * XM03	LED	-

Code	Illumination	Buzzer
IK51F * XM03	with Flashing LED	-
IK52F * XM03	with Flashing LED	-
IK53F * XM03	with Flashing LED	-
IK54F * XM03	with Flashing LED	-
IK55F * XM03	with Flashing LED	-



Code	Illumination	Buzzer
IK50X * ZM03	-	90 dB
IK51L * ZM03	LED	90 dB
IK52L * ZM03	LED	90 dB
IK53L * ZM03	LED	90 dB
IK54L * ZM03	LED	90 dB

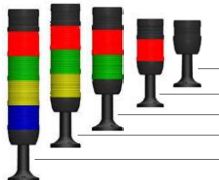
Code	Illumination	Buzzer
IK50X * ZM03	-	90 dB
IK51F * ZM03	with Flashing LED	90 dB
IK52F * ZM03	with Flashing LED	90 dB
IK53F * ZM03	with Flashing LED	90 dB
IK54F * ZM03	with Flashing LED	90 dB



COMPLETE LIGHT TOWER Dia 70 mm (100 mm Plastic connection, body and Lamps)

Code	Illumination	Buzzer
IK71L * XM01	LED	-
IK72L * XM01	LED	-
IK73L * XM01	LED	-
IK74L * XM01	LED	-
IK75L * XM01	LED	-

Code	Illumination	Buzzer
IK71F * XM01	with Flashing LED	-
IK72F * XM01	with Flashing LED	-
IK73F * XM01	with Flashing LED	-
IK74F * XM01	with Flashing LED	-
IK75F * XM01	with Flashing LED	-



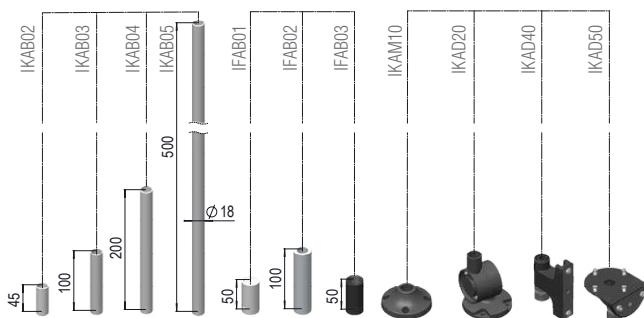
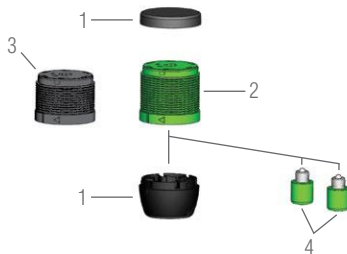
Code	Illumination	Buzzer
IK70X * ZM01	-	90 dB
IK71L * ZM01	LED	90 dB
IK72L * ZM01	LED	90 dB
IK73L * ZM01	LED	90 dB
IK74L * ZM01	LED	90 dB

Code	Illumination	Buzzer
IK70X * ZM01	-	90 dB
IK71F * ZM01	with Flashing LED	90 dB
IK72F * ZM01	with Flashing LED	90 dB
IK73F * ZM01	with Flashing LED	90 dB
IK74F * ZM01	with Flashing LED	90 dB

* Shows the voltage of the LED. When it is written "024", it means that it is 24V AC/DC, when written "220" it is 220VAC, "110" it is 110V AC For IP65 please add E letter to the end of the code. (Excluding buzzer versions)

Each Light Tower consists of below components.

1. Body and Cover
2. Signal Modules (5 Colour)
3. Buzzer module
4. LED, Flashing LED
5. Connection



MODULES

1-Body and Cover

IKM5G Dia 50 mm

* Maximum up to 5 modules can be mounted



1-Body and Cover

IKM7G Dia 70mm



2- Signal Modules

IKM5* 50 mm

Heat resistant polycarbonate material (*) B M S Y K



2- Signal Modules

IKM7* 70 mm

Heat resistant polycarbonate material (*) B M S Y K



3- Buzzer Modules

IKM5Z024
50 mm / 90 dB
IKM5Z110
50 mm / 90 dB
IKM5Z220
50 mm / 90 dB



3- Buzzer Modules

IKM7Z024
70 mm / 90 dB
IKM7Z110
70 mm / 90 dB
IKM7Z220
70 mm / 90 dB



4- Lamps

Nominal Voltage	LED	Colour*
24V AC/DC	IKML024*	B K Y S M
110V AC	IKML110*	B K Y S M
220V AC	IKML220*	B K Y S M

Nominal Voltage	LED Flaşörtü	Colour*
24V AC/DC	IKMF024*	B K Y S M
110V AC	IKMF110*	B K Y S M
220V AC	IKMF220*	B K Y S M

Please choose the color instead of (*) i.e. IKML024Y
Note: One lamp should be added for each Signal module.



IKML024K

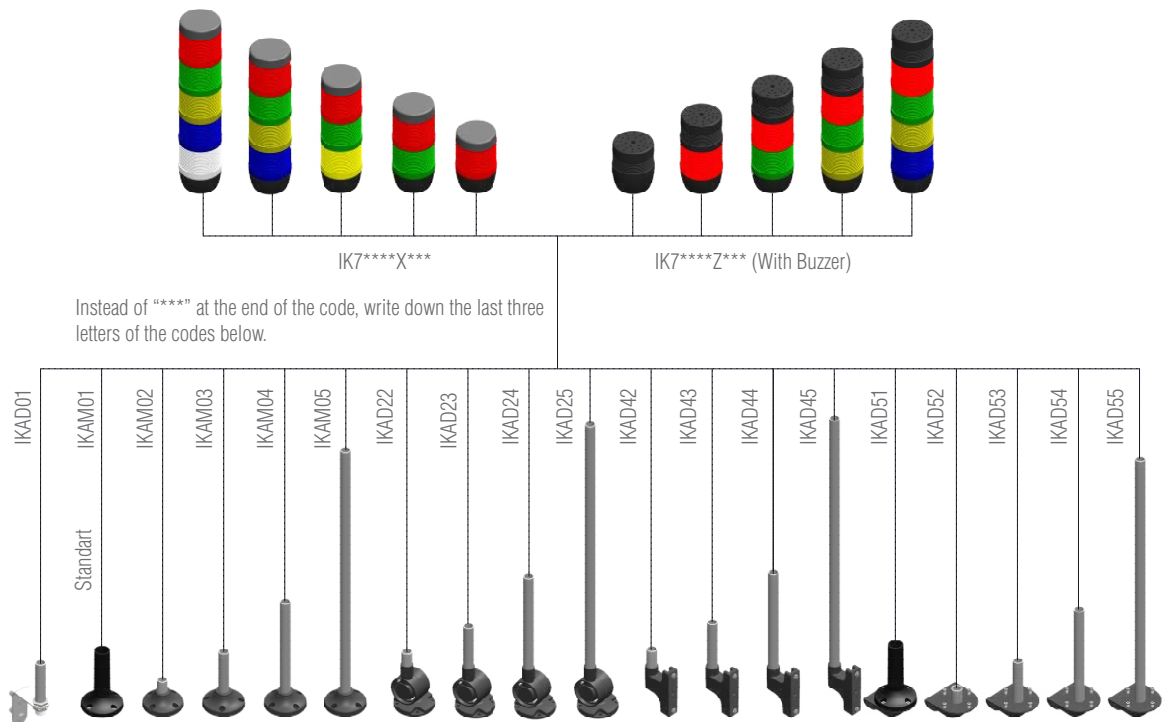
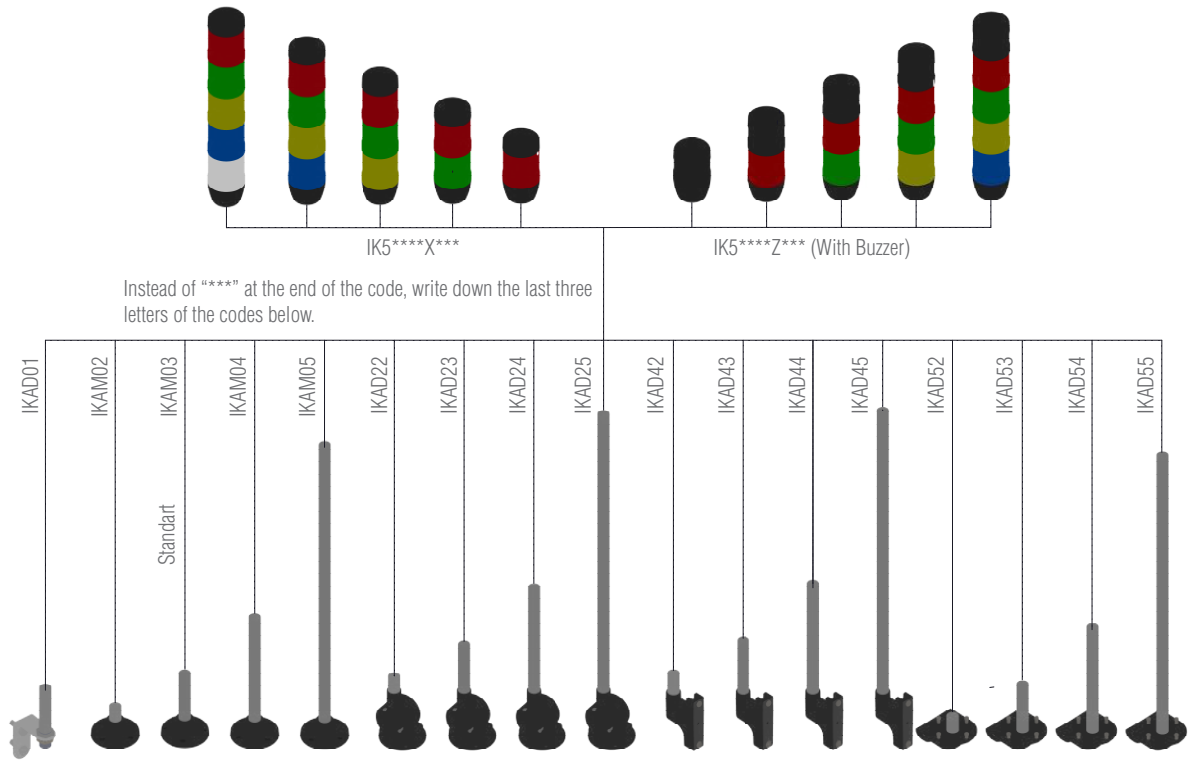
IKML110Y



IKML220M

IKMF024S

IK GENERAL MOUNTING



IF Series Multi Colour Beacons with Ø 22 mm connection, IP65



IF3P0240S30-1



IF3P024MS30-1



IF5T024ZM05



IF5M220ZM05



IF6P024WM05

IF Series

- Single body, multi colour
- Ø22 mm Connection
- Flashing and normal LED mode available in same module.
- 90 dB Buzzer



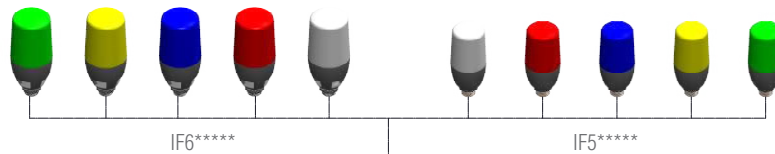
Code	Illumination	Features	Nominal Voltage	Box/Pcs
IF3P0240S30-1	LED	Without Buzzer, Diamond Shape, 5 Colours, for PNP Application	24V DC	1
IF3N0240S30-1	LED	Without Buzzer, Diamond Shape, 5 Colours, for NPN Application	24V DC	1
IF3P024MS30-1	LED	Without Buzzer, Round Shape, 5 Colours, for PNP Application	24V DC	1
IF3N024MS30-1	LED	Without Buzzer, Round Shape, 5 Colours, for NPN Application	24V DC	1
IF3PS024MS30X4	LED	Without Buzzer, Round Shape, 3 Colours, for PNP Application M12 Connector	24V DC	1
IF3NS024MS30X4	LED	Without Buzzer, Round Shape, 3 Colours, for NPN Application M12 Connector	24V DC	1
IF3P024MS30X8	LED	Without Buzzer, Round Shape, 5 Colours, for PNP Application M12 Connector	24V DC	1
IF3N024MS30X8	LED	Without Buzzer, Round Shape, 5 Colours, for NPN Application M12 Connector	24V DC	1
IF5*024XM05	LED	Single Colour	24V AC/DC	1
IF5*024RM05	LED	Single Colour, Rotational	24V AC/DC	1
IF5*024ZM05	LED	Single Colour, With Buzzer	24V AC/DC	1
IF5*024ZRM05	LED	Single Colour, With Buzzer, Rotational	24V AC/DC	1
IF5*220XM05	LED	Single Colour	220V AC	1
IF5*220RM05	LED	Single Colour, Rotational	220V AC	1
IF5*220ZM05	LED	Single Colour, With Buzzer	220V AC	1
IF5*220ZRM05	LED	Single Colour, With Buzzer, Rotational	220V AC	1
IF5M012XM05	LED	5 Colours	12V AC/DC	1
IF5M012ZM05	LED	5 Colours, With Buzzer	12V AC/DC	1
IF5M024XM05	LED	5 Colours	24V AC/DC	1
IF5M024ZM05	LED	5 Colours, With Buzzer	24V AC/DC	1
IF5M110XM05	LED	5 Colours	110V AC	1
IF5M110ZM05	LED	5 Colours, With Buzzer	110V AC	1
IF5M220XM05	LED	5 Colours	220V AC	1
IF5M220ZM05	LED	5 Colours, With Buzzer	220V AC	1
IF5P024XFM05	LED	Single Module 5 Colours, for PNP application, Flash optional	24V DC	1
IF5P024XM05	LED	Single Module 5 Colours, for PNP application	24V DC	1
IF5P024ZFM05	LED	Single Module 5 Colours, for PNP application, Flash optional, with Buzzer	24V DC	1
IF5P024ZM05	LED	Single Module 5 Colours, for PNP application, with Buzzer	24V DC	1
IF5P024ZFM05X8	LED	Single Module 5 Colours, for PNP application, Flash optional, with Buzzer, M12 connection	24V DC	1
IF5N024XM05	LED	Single Module 5 Colours, for NPN application	24V DC	1
IF5N024ZM05	LED	Single Module 5 Colours for NPN application, with Buzzer	24V DC	1
IF5N024ZM05X8	LED	Single Module 5 Colours, for NPN application, Flash optional, with Buzzer, M12 connection	24V DC	1
IF5T024XM05	LED	3 Layers in Single Body, 3 Colours, PLC Harmonized	24V DC	1
IF5T024ZM05	LED	3 Layers in Single Body, 3 Colours, PLC Harmonized+with Buzzer	24V DC	1
IF5T024ZM05X8	LED	3 Layers in Single Body, 3 Colours, PLC Harmonized+with Buzzer, M12 connection	24V DC	1
IF6P024WM05	LED	PLC Harmonized, 5 Colours, with Self-Adjusted Buzzer**	24V DC	1
IF6P024WM05X8	LED	Single Module 5 Colours, PLC Harmonized, with Self-Adjusted Buzzer**, M12 Connection	24V DC	1

Note: For base options, please choose metal bases from page 79. Should be used with IFAB01 or IFAB03.

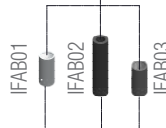
** If the environment noise is less than 80dB the beacon will sound at 90dB. If the environment noise is greater than 80dB the beacon automatically changes the sound to 105dB.

R G Y B W R: Red, G: Green, Y: Yellow, B: Blue, W: White

IF GENERAL MOUNTING



Instead of "xxx" end of the page, write down three letter of below codes.



IF and IK Series Mounting Options IP 65

Code	Features
IKAM01	100 mm Plastic base
IKAM1X	Connection to base
IKAM02	Connection to base with 10 mm tube
IKAM03	Connection to base with 100 mm tube
IKAM04	Connection to base with 200 mm tube
IKAM05	Connection to base with 500 mm tube
IKAD01	Wall Connection, 100 mm Aluminium tube
IKAD2X	Adjustable wall elbow
IKAD22	Adjustable Wall Elbow with 10 mm tube
IKAD23	Adjustable Wall Elbow with 100 mm tube
IKAD24	Adjustable Wall Elbow with 200 mm tube
IKAD25	Adjustable Wall Elbow with 500 mm tube
IKAD4X	Wall connection with - Bottom Entry (with cable gland)
IKAD42	Wall connection, bottom entry (with cable gland) with 45 mm tube
IKAD43	Wall connection, bottom entry (with cable gland) with 100 mm tube
IKAD44	Wall connection, bottom entry (with cable gland) with 200 mm tube
IKAD45	Wall connection, bottom entry (with cable gland) with 500 mm tube
IKAD5X	Wall connection with base - Bottom Entry (with cable gland)
IKAD52	Wall connection, bottom entry (with cable gland) with 10 mm tube
IKAD53	Wall connection, bottom entry (with cable gland) with 100 mm tube
IKAD54	Wall connection, bottom entry (with cable gland) with 200 mm tube
IKAD55	Wall connection, bottom entry (with cable gland) with 500 mm tube
IKAB02	45 mm tube
IKAB03	100 mm tube
IKAB04	200 mm tube
IKAB05	500 mm tube
IFAB01	Base Adaptation Part (50mm)
IFAB02	Base Adaptation Part (100mm)
IFAB03	Base Adaptation Part-Black (100 mm)



IFAB01



IFAB03

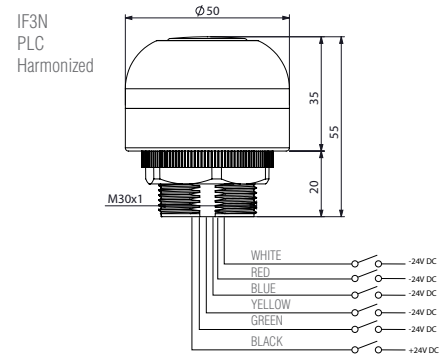
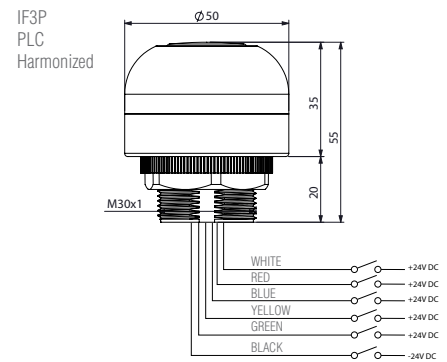
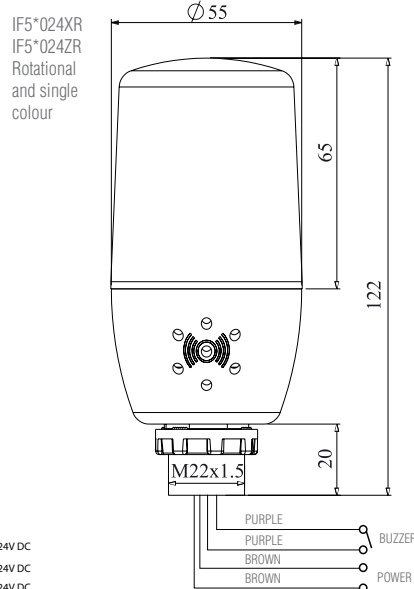
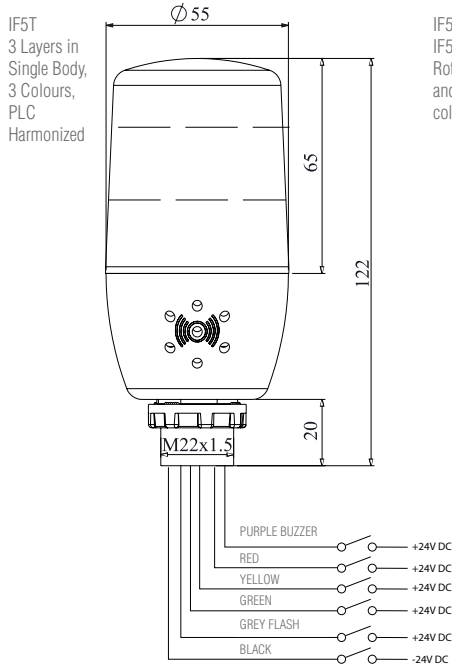
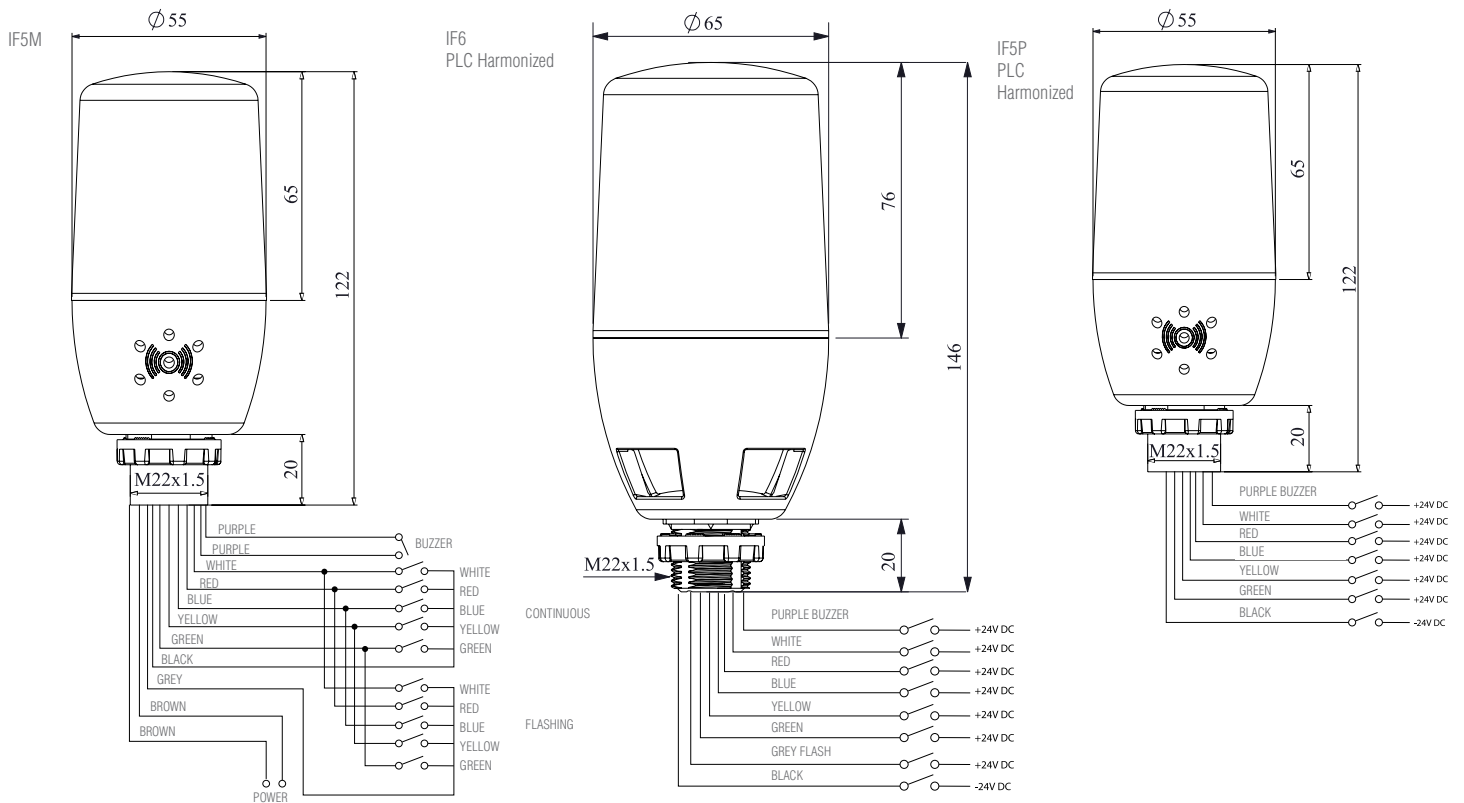


IKAM02



IKAD22

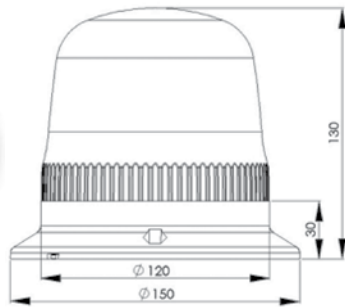
IF Series Multi Colour Beacons with Ø22 mm Connection, IP65



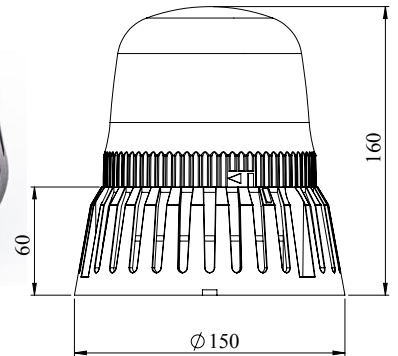
IT Series, IP65



IT120R024



IT120R024Z



Beacon

General Specification;

- Fireproof plastic body
- Polycarbonate lens
- Base and wall-mount
- Unaffected by water, dust, heat and UV.
- Wear-free due to the absence of moving components
- Long life
- Melody and Silent mode. (for Buzzer models)
- 7 LED modes
- IP 65 rating

Technical Specification;

- Operating Voltage: 12-24V AC/DC, 48-110- 220V AC,
- Current consumption: 3,4W (at 24 V DC by rotating mode)
- Operating temperature: -20 / +50 C°
- Storage temperature: -20 / +70 C°
- Six different buzzer voice option between 85dB and 105dB

Modes

- Rotation 100 RPM :
- Rotation 160 RPM :
- Single Blink
- 3 Blink
- 6 Blink
- Right-Left Blink
- Blinker



IT070R024Z

Code	Light	Colour*	Features	Voltage	Box/Pcs
IT070R024Z	LED	R	With Buzzer	12-24V AC/DC	1
IT070R240Z	LED	R	With Buzzer	48-240V AC/DC	1
IT070Y024Z	LED	Y	With Buzzer	12-24V AC/DC	1
IT070Y240Z	LED	Y	With Buzzer	48-240V AC/DC	1
IT070G024Z	LED	G	With Buzzer	12-24V AC/DC	1
IT070G240Z	LED	G	With Buzzer	48-240V AC/DC	1
IT070R024C	LED	R	Buzzer Enable	12-24V AC/DC	1
IT070R230C	LED	R	Buzzer Enable	230V AC	1
IT120R024	LED	R		12-24V AC/DC	1
IT120R024Z	LED	R	With Buzzer	12-24V AC/DC	1
IT120R048	LED	R		48V AC	1
IT120R220	LED	R		110-220V AC	1
IT120R220Z	LED	R	With Buzzer	110-220V AC	1
IT120Y024	LED	Y		12-24V AC/DC	1
IT120Y024Z	LED	Y	With Buzzer	12-24V AC/DC	1
IT120Y048	LED	Y		48V AC	1
IT120Y220	LED	Y		110-220V AC	1
IT120Y220Z	LED	Y	With Buzzer	110-220V AC	1
IT120G024	LED	G		12-24V AC/DC	1
IT120G024Z	LED	G	With Buzzer	12-24V AC/DC	1
IT120G048	LED	G		48V AC	1
IT120G220	LED	G		110-220V AC	1
IT120G220Z	LED	G	With Buzzer	110-220V	1

Note: Please add "C" letter at the end of the code in order to have buzzer as optional for *IT070 type beacons.

EMAS[®]

motor protection circuit breakers





MKS1TM-25

Thermic & Magnetic Protection

Code	Current Calibration Interval (A)	Fuse Selection Table (A)				Switching Capacity (kA)				Box/Pcs
		230V	400V	500V	690V	230V	400V	500V	690V	
MKS1TM-0.16	0.10 - 0.16	-	-	-	-	100	100	100	100	1
MKS1TM-0.25	0.16 - 0.25	-	-	-	-	100	100	100	100	1
MKS1TM-0.40	0.25 - 0.40	-	-	-	-	100	100	100	100	1
MKS1TM-0.63	0.40 - 0.63	-	-	-	-	100	100	100	100	1
MKS1TM-1	0.63 - 1.00	-	-	-	-	100	100	100	100	1
MKS1TM-1.6	1.00 - 1.60	-	-	-	-	6	6	3	2,5	1
MKS1TM-2.5	1.60 - 2.50	-	-	25	20	6	6	3	2,5	1
MKS1TM-4	2.50 - 4.00	-	-	35	25	6	6	3	2,5	1
MKS1TM-6.3	4.00 - 6.30	-	-	50	35	6	6	2,5	2	1
MKS1TM-10	6.30 - 10.0	-	80	50	35	6	6	2,5	2	1
MKS1TM-16	10.0 - 16.0	80	80	63	35	6	6	2,5	2	1
MKS1TM-20	16.0 - 20.0	80	80	63	50	6	6	2,5	2	1
MKS1TM-25	20.0 - 25.0	80	80	63	50	6	6	2,5	2	1

Thermic & Magnetic Protection Boxes

MKS-Box Type

Code	Current Calibration Interval (A)	Mounting	Button Case	Box/Pcs
MKS1TMK-0.16	0.10 - 0.16	Surface	IP65	1
MKS1TMK-0.25	0.16 - 0.25	Surface	IP65	1
MKS1TMK-0.40	0.25 - 0.40	Surface	IP65	1
MKS1TMK-0.63	0.40 - 0.63	Surface	IP65	1
MKS1TMK-1	0.63 - 1.00	Surface	IP65	1
MKS1TMK-1.6	1.00 - 1.60	Surface	IP65	1
MKS1TMK-2.5	1.60 - 2.50	Surface	IP65	1
MKS1TMK-4	2.50 - 4.00	Surface	IP65	1
MKS1TMK-6.3	4.00 - 6.30	Surface	IP65	1
MKS1TMK-10	6.30 - 10.0	Surface	IP65	1
MKS1TMK-16	10.0 - 16.0	Surface	IP65	1
MKS1TMK-20	16.0 - 20.0	Surface	IP65	1
MKS1TMK-25	20.0 - 25.0	Surface	IP65	1



MKS1TMK-20



MKS1-K



MKS1-KE



MKS1-KES



MKS1-YKD00



MKS1-DGR-5

Accessories

Code	Type	Features	Box/Pcs
MKS1-K	MKS Box	Empty	1
MKS1-KE	MKS Box	With Emergency Stop Button	1
MKS1-KES	MKS Box	With Emergency Stop Button and Signal	1
MKS1-YKD00	Auxiliary Contact	2 NC	4
MKS1-YKD01	Auxiliary Contact	1 NO + 1 NC	4
MKS1-YKD11	Auxiliary Contact	2 NO	4
MKS1-DGR-4	Undervoltage Release	110V	1
MKS1-DGR-5	Undervoltage Release	220V	1
MKS1-DGR-6	Undervoltage Release	400V	1
MKS1-AR-5	Shunt Release	220V	1
MKS1-AR-6	Shunt Release	400V	1

Cylindrical Fuse Housing

Code	Number of Poles	Cylindrical Fuse(mm)	Box/Pcs
SSY11	1P	10 x 38	10
SSY11N	1P+N	10 x 38	5
SSY12	2P	10 x 38	5
SSY13	3P	10 x 38	3
SSY13N	3P+N	10 x 38	3



SSY11



SSY11N



SSY12



SSY13



SSY13N

Thermic Protection



TSP-13.0

TSP-with Box					
Code	Current Calibration Interval (A)	Mounting	Protection	Box/Pcs	
TSP-0.32	0.18 - 0.32	Surface	IP65	1	
TSP-0.55	0.30 - 0.55	Surface	IP65	1	
TSP-0.70	0.40 - 0.70	Surface	IP65	1	
TSP-1.00	0.60 - 1.00	Surface	IP65	1	
TSP-1.60	0.90 - 1.60	Surface	IP65	1	
TSP-2.50	1.50 - 2.50	Surface	IP65	1	
TSP-3.50	2.40 - 3.50	Surface	IP65	1	
TSP-5.50	3.20 - 5.50	Surface	IP65	1	
TSP-8.50	5.00 - 8.50	Surface	IP65	1	
TSP-13.0	8.00 - 13.00	Surface	IP65	1	
TSP-16.0	11.00 - 16.00	Surface	IP65	1	



TSG-16.0

TSG-Flush Type					
Code	Current Calibration Interval (A)	Mounting	Protection	Box/Pcs	
TSG-0.32	0.18 - 0.32	Flush	IP65	1	
TSG-0.55	0.30 - 0.55	Flush	IP65	1	
TSG-0.70	0.40 - 0.70	Flush	IP65	1	
TSG-1.00	0.60 - 1.00	Flush	IP65	1	
TSG-1.60	0.90 - 1.60	Flush	IP65	1	
TSG-2.50	1.50 - 2.50	Flush	IP65	1	
TSG-3.50	2.40 - 3.50	Flush	IP65	1	
TSG-5.50	3.20 - 5.50	Flush	IP65	1	
TSG-8.50	5.00 - 8.50	Flush	IP65	1	
TSG-13.0	8.00 - 13.00	Flush	IP65	1	
TSG-16.0	11.00 - 16.00	Flush	IP65	1	

EMAS[®] level control float switches





SKF



SKFD



SKF1A



SKF1AD



SKF1E



SKF1ED



SKF2



SK5P

Cobra

Code	Poles	Cable Length (m)
SKF-0.5*	1	0,50
SKF*	1	1,75
SKF-3*	1	3
SKF-5*	1	5
SKF-10*	1	10
SKF-15*	1	15
SKF-20*	1	20
SKF-35*	1	35

Bulb

Code	Poles	Cable Length (m)
SKF1A-1*	1	1
SKF1A*	1	1,75
SKF1A-3*	1	3
SKF1A-5*	1	5
SKF1A-10*	1	10
SKF1A-15*	1	15
SKF1A-20*	1	20
SKF1A-30*	1	30

Ellipse

Code	Poles	Cable Length (m)
SKF1E-0.5*	1	0,50
SKF1E**	1	1,75
SKF1E-3*	1	3
SKF1E-5*	1	5
SKF1E-10*	1	10
SKF1E-15*	1	15
SKF1E-20*	1	20
SKF1E-35*	1	35

Double Insulated (Neoprene cable)

Code	Poles	Cable Length (m)
SKF2-0.5N*	1	0,50
SKF2N*	1	1,75
SKF2-3N*	1	3
SKF2-5N*	1	5
SKF2-10N*	1	10
SKF2-15N*	1	15
SKF2-20N*	1	20
SKF2-35N*	1	35

* For Neoprene cable, please add "N" letter to end of the code (Please ask prices)


* For diamond weight, please add "D" letter to end of the code. (Please ask prices)

* For Neoprene cable and diamond weight, please add "ND" letter to end of the code. (Please ask prices)

Switch Actuated

Code	Remote Control	Stainless Float
SK5P	√	

EMAS[®] contactors



HN Series Contactors



HN0901NU



HN1301NU



HN40NU

Code	Rated Current (A) 380V AC3	Rated Thermal Current(A)Ith	Auxiliary Contacts	Power (kW)			Box/Pcs
				220-240V	380-415V	660V	
HN0901N*	9	20	1 NC	2,2	4	4,5	1
HN0910N*	9	20	1 NO	2,2	4	4,5	1
HN1301N*	13	20	1 NC	3,2	6	6,5	1
HN1310N*	13	20	1 NO	3,2	6	6,5	1
HN1701N*	17	30	1 NC	4	7,5	8,5	1
HN1710N*	17	30	1 NO	4	7,5	8,5	1
HN2501N*	25	30	1 NC	6	11	12,5	1
HN2510N*	25	30	1 NO	6	11	12,5	1
HN33N*	33	45		7,5	15	18,5	1
HN40N*	40	45		11	22	30	1



HNMK1



HNYU22



HNYYB11

Accessories

Code	Features	Contact Block	Box/Pcs
HNMK1	9-13 A Mechanical Interlock		1
HNYU04	9-65 A Auxiliary Contact Block	4 NC	1
HNYU40	9-65 A Auxiliary Contact Block	4 NO	1
HNYU13	9-65 A Auxiliary Contact Block	1 NO + 3 NC	1
HNYU31	9-65 A Auxiliary Contact Block	3 NO + 1 NC	1
HNYU22	9-65 A Auxiliary Contact Block	2 NO + 2 NC	1
HNYU20	9-65 A Auxiliary Contact Block	2 NO	1
HNYU02	9-65 A Auxiliary Contact Block	2 NC	1
HNYU11	9-65 A Auxiliary Contact Block	1 NO + 1 NC	1
HNYYB11	17-65 A Auxiliary Contact Block	1 NO + 1 NC	5

Contactor Coil

Code	Features	Box/Pcs
IH13*	HN09-HN13	1
IH25*	HN17-HN40	1

* For Voltage selection, please use below codes.



IH13U

Kod	Voltage
B	440V / 50 HZ
C	366V / 50 HZ
D	110-115V / 50-60 HZ
F	24V / 50-60 HZ
G	48V / 50HZ
U	220-230V / 50-60 HZ
W	380-400V / 50-60 HZ
X	220-240V / 50 HZ
Z	480-500V / 50 HZ



JA25A

Thermal Relay

Code	Current Calibration Interval (A)	Box/Pcs
JA25A	0.15 - 0.25	1
JA25B	0.22 - 0.33	1
JA25C	0.30 - 0.45	1
JA25D	0.42 - 0.63	1
JA25E	0.60 - 0.90	1
JA25F	0.85 - 1.27	1
JA25G	1.20 - 1.75	1
JA25H	1.70 - 2.60	1
JA25I	2.50 - 3.70	1
JA25L	3.60 - 5.40	1
JA25M	5.30 - 7.50	1
JA25N	7.30 - 10.2	1
JA25O	10.0 - 15.0	1
JA25P	13.5 - 20.0	1
JA25Q	18.0 - 26.0	1



HJ12X09UB

Direct Starters with Contactor and Thermal Relay

HJ12- HJ22 with Box

Code	Type	Current Calibration Interval (A)	Contactor Rated Current (A) 380V	Power (kW) 380 - 415V	Box Size
HJ12X09UA	Box with Start and Reset Buttons	0.15 - 0.25	9	0,06	2. Size
HJ12X09UB*	Box with Start and Reset Buttons	0.22 - 0.33	9	0,09	2. Size
HJ12X09UC*	Box with Start and Reset Buttons	0.30 - 0.45	9	0,12	2. Size
HJ12X09UD*	Box with Start and Reset Buttons	0.42 - 0.63	9	0,15	2. Size
HJ12X09UE*	Box with Start and Reset Buttons	0.60 - 0.90	9	0,24	2. Size
HJ12X09UF*	Box with Start and Reset Buttons	0.85 - 1.27	9	0,37	2. Size
HJ12X09UG*	Box with Start and Reset Buttons	1.20 - 1.75	9	0,55	2. Size
HJ12X09UH*	Box with Start and Reset Buttons	1.70 - 2.60	9	1,1	2. Size
HJ12X09UI*	Box with Start and Reset Buttons	2.50 - 3.70	9	1,5	2. Size
HJ12X09UL*	Box with Start and Reset Buttons	3.60 - 5.40	9	2,2	2. Size
HJ12X09UM*	Box with Start and Reset Buttons	5.30 - 7.50	9	3	2. Size
HJ12X13UN*	Box with Start and Reset Buttons	7.30 - 10.2	13	4	2. Size
HJ22X17UO*	Box with Start and Reset Buttons	10.0 - 15.0	17	5,5	4. Size
HJ22X25UP*	Box with Start and Reset Buttons	13.5 - 20.0	25	7,5	4. Size
HJ22X25UQ*	Box with Start and Reset Buttons	18.0 - 26.0	25	11	4. Size

* If you require Signal included in the box, you can put "S" to end of the code. In that case, S100NK's Signal price will be added.



HJ11A09UG

HJ11- HJ 21 with Box

Code	Type	Current Calibration Interval (A)	Contactor Rated Current (A) 380V	Power (kW) 380 - 415V	Box Size
HJ11A09UG	with illuminated on-off switch + with reset button + with 10 mm Signal lamp	1.20 - 1.75	9	0.55	1. Size
HJ11A09UH		1.70 - 2.60	9	1.10	1. Size
HJ11A09UI		2.50 - 3.70	9	1.50	1. Size
HJ11A09UL		3.60 - 5.40	9	2.20	1. Size
HJ11A09UM		5.30 - 7.50	9	3.00	1. Size
HJ11A13UN		7.30 - 10.2	13	4.00	1. Size
HJ21A17UO		10.0 - 15.0	17	5,50	3. Size
HJ21A25UP		13.5 - 20.0	25	7,50	3. Size
HJ21A25UQ		18.0 - 26.0	25	11.00	3. Size

Empty Box

Code	Type	Box/Pcs
HJ11	1. Size	1
HJ12	2. Size	1
HJ21	3. Size	1
HJ22	4. Size	1

EMAS[®]

industrial relay and sockets





RE1P08AC012



RE1P11AC012



RE1P08DC012



RE1P11DC012

RE1 Series Power Relays

Code	Number of Pins	Coil Voltage	Number of Contacts	Box/Pcs
RE1P08AC012	8 pins	12V AC	2 Changeover Contacts	25
RE1P08AC024	8 pins	24V AC	2 Changeover Contacts	25
RE1P08AC048	8 pins	48V AC	2 Changeover Contacts	25
RE1P08AC110	8 pins	110V AC	2 Changeover Contacts	25
RE1P08AC220	8 pins	230V AC	2 Changeover Contacts	25
RE1P08DC012	8 pins	12V DC	2 Changeover Contacts	25
RE1P08DC024	8 pins	24V DC	2 Changeover Contacts	25
RE1P08DC048	8 pins	48V DC	2 Changeover Contacts	25
RE1P08DC110	8 pins	110V DC	2 Changeover Contacts	25
RE1P11AC012	11 pins	12V AC	3 Changeover Contacts	25
RE1P11AC024	11 pins	24V AC	3 Changeover Contacts	25
RE1P11AC048	11 pins	48V AC	3 Changeover Contacts	25
RE1P11AC110	11 pins	110V AC	3 Changeover Contacts	25
RE1P11AC220	11 pins	230V AC	3 Changeover Contacts	25
RE1P11DC012	11 pins	12V DC	3 Changeover Contacts	25
RE1P11DC024	11 pins	24V DC	3 Changeover Contacts	25
RE1P11DC048	11 pins	48V DC	3 Changeover Contacts	25
RE1P11DC110	11 pins	110V DC	3 Changeover Contacts	25



RS1P08G1



RS1P11G1

RS1 Series Power Relay Sockets

Code	Number of Pins	Colour*	Box/Pcs
RS1P08G1	8 pins	G	10
RS1P08M1	8 pins	M	10
RS1P08H1	8 pins	H	10
RS1P11G1	11 pins	G	10
RS1P11M1	11 pins	M	10
RS1P11H1	11 pins	H	10



RS1P08H1



RS1P11H1



RS1P08M1



RS1P11M1

RE2 Series Power Relays

Code	Number of Contacts - Type	Current Rating	Connection Type	Terminal Size	Protection	Coil Voltage Type	Coil Voltage Rating	Customization	Suitable Sockets	Box/ Pcs
RE2.W2C.DC024.S0	2 Changeover Contacts (8 Pins)	12A	Plug-in	6x2.2mm	Flux Proof	DC	24V	AgNi 90/10 Contact	RS2.N2C0.08V.S0	10
RE2.W2C.AC024.S0						AC	24V			10
RE2.W2C.AC115.S0						AC	115V			10
RE2.W2C.AC230.S0						AC	230V			10
RE2.W2C.DC024.L0						DC	24V	AgNi 90/10 Contact LED (Built-in LED)		10
RE2.W2C.AC024.L0						AC	24V			10
RE2.W2C.AC115.L0						AC	115V			10
RE2.W2C.AC230.L0						AC	230V			10
RE2.Q2C.DC024.S0		12A	PCB	4x0.8mm		DC	24V	AgNi 90/10 Contact	RS2.N2C0.08V.S0	10
RE2.Q2C.AC024.S0						AC	24V			10
RE2.Q2C.AC115.S0						AC	115V			10
RE2.Q2C.AC230.S0						AC	230V			10
RE2.P3C.DC024.S0	3 Changeover Contacts (11 Pins)	10A	Plug-in	6x2.2mm	Flux Proof	DC	24V	AgNi 90/10 Contact	RS2.N3C0.11V.S0	10
RE2.P3C.DC110.S0						DC	110V			10
RE2.P3C.AC024.S0						AC	24V			10
RE2.P3C.AC115.S0						AC	115V			10
RE2.P3C.AC230.S0						AC	230V	10		
RE2.P3C.DC024.L0						DC	24V	AgNi 90/10 Contact LED (Built-in LED)		10
RE2.P3C.AC024.L0						AC	24V			10
RE2.P3C.AC115.L0						AC	115V			10
RE2.P3C.AC230.L0		AC	230V	10						
RE2.S3C.DC024.S0		10A	PCB	4x0.8mm		DC	24V	AgNi 90/10 Contact	RS2.N3C0.11V.S0	10
RE2.S3C.AC024.S0						AC	24V			10
RE2.S3C.AC115.S0						AC	115V			10
RE2.S3C.AC230.S0	AC				230V	10				



RE2.W2C.DC024.S0



RE2.W2C.AC024.S0



RE2.W2C.AC230.S0



RE2.P3C.DC024.S0



RE2.P3C.DC110.S0



RE2.P3C.AC230.S0



RE2 Series Power Relays

Code	Number of Contacts - Type	Current Rating	Connection Type	Terminal Size	Protection	Coil Voltage Type	Coil Voltage Rating	Customization	Suitable Sockets	Box/ Pcs
RE2.F4C.DC012.S0	4 Changeover Contacts (14 Pins)	6A	Plug-in	6x2.2mm	Flux Proof	DC	12V	AgNi 90/10 Contact	RS2.N4C0.14V.S0	10
RE2.F4C.DC024.S0						DC	24V			10
RE2.F4C.DC110.S0						DC	110V			10
RE2.F4C.AC024.S0						AC	24V			10
RE2.F4C.AC048.S0						AC	48V			10
RE2.F4C.AC060.S0						AC	60V			10
RE2.F4C.AC115.S0						AC	115V			10
RE2.F4C.AC230.S0						AC	230V			10
RE2.F4C.DC024.L0						DC	24V	AgNi 90/10 Contact LED (Built-in LED)		10
RE2.F4C.DC024.L1						DC	24V	AgNi 90/10 Contact + LED + Protection Module		10
RE2.F4C.AC024.L0						AC	24V	AgNi 90/10 Contact LED (Built-in LED)		10
RE2.F4C.AC115.L0						AC	115V			10
RE2.F4C.AC230.L0						AC	230V			10
RE2.G4C.DC024.S0						6A	PCB	4x0.8mm		DC
RE2.G4C.AC024.S0	AC	24V	10							
RE2.G4C.AC115.S0	AC	115V	10							
RE2.G4C.AC230.S0	AC	230V	10							



RE2.F4C.DC024.S0



RE2.F4C.AC048.S0



RE2.F4C.AC060.S0



RE2.F4C.AC115.S0



RE2.F4C.AC230.S0



RE2.F4C.AC060.S0



RE2 Series Power PCB Relays

Code	Number of Contacts - Type	Current Rating	Connection Type	Terminal Size	Protection	Coil Voltage Type	Coil Voltage Rating	Customization	Suitable Sockets	Box/ Pcs						
RE2.U2C.DC012.S0	2 Changeover Contacts (8 Pins)	8A	PCB	3.5x0.8mm	Flux Proof	DC	12V	AgNi 90/10 Contact – 5 mm pin pitch	RS2.M2C0.08V.S0	20						
RE2.U2C.DC024.S0						DC	24V			20						
RE2.U2C.DC048.S0						DC	48V			20						
RE2.U2C.AC230.S0						AC	230V			20						
RE2.U2C.AC230.S1						AC	230V	AgSnO Contact– 5 mm pin pitch		20						
RE2.U2C.DC005.S0						DC	5V	AgNi 90/10 Contact – 5 mm pin pitch		20						
RE2.U2C.DC006.S0						DC	6V			20						
RE2.U2C.DC009.S0						DC	9V			20						
RE2.U2C.DC060.S0						DC	60V			20						
RE2.U2C.DC110.S0						DC	110V			20						
RE2.U2C.AC024.S0						AC	24V			20						
RE2.U2C.AC115.S0						AC	115V	20								
RE2.U2C.DC003.S2						DC	3V	AgNi 90/10 Contact Gold Plated – 5 mm pin pitch		20						
RE2.U2C.DC005.S2						DC	5V			20						
RE2.U2C.DC012.S2						DC	12V			20						
RE2.U2C.DC024.S2						DC	24V			20						
RE2.U20.DC012.S0						2 NO -0 NC Contacts (6 Pins)	8A	PCB		3.5x0.8mm	Flux Proof	DC	12V	AgNi 90/10 Contact – 5 mm pin pitch	RS2.M2C0.08V.S0	20
RE2.U20.DC024.S0												DC	24V			20
RE2.I2C.DC012.S1	2 Changeover Contacts (8 Pins)	8A	PCB	3.5x0.8mm	Wash Tight	DC	12V	AgSnO Contact– 5 mm pin pitch	RS2.M2C0.08V.S0	20						
RE2.I2C.DC005.S0						DC	5V			AgNi 90/10 Contact – 5 mm pin pitch	20					
RE2.I2C.DC006.S0						DC	6V				20					
RE2.I2C.DC012.S0						DC	12V				20					
RE2.I2C.DC024.S0						DC	24V	20								
RE2.I2C.DC048.S0						DC	48V	20								
RE2.I2C.DC060.S0						DC	60V	20								
RE2.I2C.DC110.S0						DC	110V	20								
RE2.I2C.AC024.S0						AC	24V	20								
RE2.I2C.AC115.S0						AC	115V	20								
RE2.I2C.AC230.S0						AC	230V	20								
RE2.I2C.DC005.S2						Wash Tight	DC	5V		AgNi 90/10 Contact Gold Plated – 5 mm pin pitch	20					
RE2.I2C.DC012.S2					DC		12V	20								
RE2.I2C.DC024.S2					DC		24V	20								
RE2.I2C.AC024.S2					AC		24V	20								



RE2.U2C.DC012.S0



RE2.U2C.DC024.S0



RE2.U2C.DC048.S0



RE2 Series Power PCB Relays

Code	Number of Contacts - Type	Current Rating	Connection Type	Terminal Size	Protection	Coil Voltage Type	Coil Voltage Rating	Customization	Suitable Sockets	Box/ Pcs
RE2.I20.DC009.S2	2 NO-0 NC Contacts (6 Pins)	8A	PCB	3.5x0.8mm	Wash Tight	DC	9V	AgNi 90/10 Contact Gold Plated – 5 mm pin pitch	RS2.M2CO.08V.S0	20
RE2.I20.DC009.S0						DC	9V	AgNi 90/10 Contact – 5 mm pin pitch		20
RE2.I20.DC012.S0						DC	12V			20
RE2.I20.DC024.S0						DC	24V			20
RE2.I20.DC048.S0						DC	48V			20
RE2.I20.AC230.S0						AC	230V			20
RE2.T0C.DC009.N0	1 Changeover Contact (5 Pins)	12A	PCB	3.5x0.8mm	Flux Proof	DC	9V	AgNi 90/10 Contact – 3.5 mm pin pitch	RS2.M2CO.08V.S0	20
RE2.T0C.DC012.N0						DC	12V			20
RE2.T0C.DC024.N0						DC	24V			20
RE2.T0C.DC048.N0						DC	48V			20
RE2.T0C.DC110.N0						DC	110V			20
RE2.T0C.AC230.N0						AC	230V	20		
RE2.T0C.DC024.N2	DC	24V	AgNi 90/10 Contact Gold Plated – 3.5 mm pin pitch	20						
RE2.T10.DC012.N2	1 NO - 0 NC Contacts (4 Pins)	12A	PCB	3.5x0.8mm	Flux Proof	DC	12V	AgNi 90/10 Contact Gold Plated – 3.5 mm pin pitch	RS2.M2CO.08V.S0	20
RE2.T10.DC024.N2						DC	24V			20
RE2.T10.DC048.N2						DC	48V			20
RE2.T10.DC110.N2						DC	110V			20
RE2.T0C.DC012.S0	1 Changeover Contact (5 Pins)	12A	PCB	3.5x0.8mm	Flux Proof	DC	12V	AgNi 90/10 Contact – 5 mm pin pitch	RS2.M2CO.08V.S0	20
RE2.T0C.DC024.S0						DC	24V			20
RE2.T0C.AC024.S0						AC	24V			20
RE2.T0C.AC230.S0						AC	230V			20



RE2.E0C.AC230.S0



RE2.E0C.DC024.S0



RE2 Series Power PCB Relays

Code	Number of Contacts - Type	Current Rating	Connection Type	Terminal Size	Protection	Coil Voltage Type	Coil Voltage Rating	Customization	Suitable Sockets	Box/ Pcs
RE2.E0C.DC005.S0	1 Changeover Contact (5 Pins)	16A	PCB	3.5x0.8mm	Flux Proof	DC	5V	AgNi 90/10 Contact – 5 mm pin pitch	RS2.M2C0.08V.S0	20
RE2.E0C.DC006.S0						DC	6V			20
RE2.E0C.DC009.S0						DC	9V			20
RE2.E0C.DC012.S0						DC	12V			20
RE2.E0C.DC012.R0						DC	12V	AgNi 90/10 Contact– 5 mm pin pitch, Reflow solderable. High temperature resistant		20
RE2.E0C.DC018.S0						DC	18V	AgNi 90/10 Contact – 5 mm pin pitch		20
RE2.E0C.DC024.S0						DC	24V			20
RE2.E0C.DC048.S0						DC	48V			20
RE2.E0C.DC060.S0						DC	60V			20
RE2.E0C.DC110.S0						DC	110V			20
RE2.E0C.AC024.S0						AC	24V			20
RE2.E0C.AC048.S0						AC	48V			20
RE2.E0C.AC115.S0						AC	115V			20
RE2.E0C.AC230.S0						AC	230V			20
RE2.E0C.DC024.S2	DC	24V	AgNi 90/10 Contact Gold Plated – 5 mm pin pitch	20						
RE2.E10.DC012.S0	1 NO - 0 NC Contacts (4 Pins)	16A	PCB	3.5x0.8mm	Flux Proof	DC	12V	AgNi 90/10 Contact – 5 mm pin pitch	RS2.M2C0.08V.S0	20
RE2.E10.DC024.S0						DC	24V			20
RE2.E10.DC048.S0						DC	48V			20
RE2.R0C.DC005.N0	1 Changeover Contact (5 Pins)	12A	PCB	3.5x0.8mm	Wash Tight	DC	5V	AgNi 90/10 Contact– 3.5 mm pin pitch	RS2.M2C0.08V.S0	20
RE2.R0C.DC012.N0						DC	12V			20
RE2.R0C.DC024.N0						DC	24V			20
RE2.R0C.AC024.N0						AC	24V			20
RE2.R10.DC012.N0	1 NO - 0 NC Contacts (4 Pins)	12A	PCB	3.5x0.8mm	Wash Tight	DC	12V	AgNi 90/10 Contact– 3.5 mm pin pitch	RS2.M2C0.08V.S0	20
RE2.R0C.DC024.S0	1 Changeover Contact (5 Pins)	12A	PCB	3.5x0.8mm	Wash Tight	DC	24V	AgNi 90/10 Contact – 5 mm pin pitch	RS2.M2C0.08V.S0	20
RE2.Y0C.DC005.S0		16A	PCB	3.5x0.8mm	Wash Tight	DC	5V			20
RE2.Y0C.DC012.S0						DC	12V			20
RE2.Y0C.DC024.S0						DC	24V			20
RE2.Y0C.DC048.S0						DC	48V			20

RS2 Series Sockets

Code	Description	Relay Type	Box/Pcs
RS2.M2CO.08V.S0	PCB Power Relay Socket	T10 / R10 / E10 / Y10 4 Pins T0C / ROC / EOC / YOC 5 Pins U20 / I20 6 Pins U2C / I2C 8 Pins	50
RS2.N2CO.08V.S0	Power Relay Sockets	W2C / Q2C 8 Pins	50
RS2.N3CO.11V.S0	Power Relay Sockets	P3C / S3C 11 Pins	50
RS2.N4CO.14V.S0	Power Relay Sockets	F4C / G4C 14 Pins	50



RS2.M2CO.08V.S0



RS2.N2CO.08V.S0



RS2.N3CO.11V.S0



RS2.N4CO.14V.S0



RS2 Series Accessories

Code	Description	Relay Type	Box/Pcs
RS2.M00.AC	Retaining Clip- Plastic	RS2.M2CO.08V.S0 for PCB Power Relay Sockets	50
RS2.M00.AT	Marking Tag	RS2.M2CO.08V.S0 for PCB Power Relay Sockets	50
RS2.K00.AC	Retaining M Clip- Plastic	RS2.M2CO.08V.S0 for PCB Power Relay Sockets	50
RS2.M08.AJ	8 Way Jumper Bar	RS2.M2CO.08V.S0 for PCB Power Relay Sockets	50
RS2.N00.AC	Side-Mount Retaining Clip-Plastic	RS2.N2CO.08V.S0, RS2.N3CO.11V.S0, RS2.N4CO.14V.S0 for Power Relay	50
RS2.N01.AC	Retaining Clip- Plastic	RS2.N2CO.08V.S0, RS2.N3CO.11V.S0, RS2.N4CO.14V.S0 for Power Relay	50
RS2.N10.AC	Retaining Clip - Metal	RS2.N2CO.08V.S0, RS2.N3CO.11V.S0, RS2.N4CO.14V.S0 for Power Relay	50
RS2.N00.AT	Marking Tag	RS2.N2CO.08V.S0, RS2.N3CO.11V.S0, RS2.N4CO.14V.S0 for Power Relay	50



RS2.M00.AC



RS2.K00.AC



RS2.M08.AJ



EMAS[®] electronic products



Solid State Relays



SSRP1DB040



SSRP1DA025



SSRR1EA012



SSS1X



SSS4X



SSS5F

Code	Control Voltage	Mounting	Phase	Load Voltage Range	Max Load Current	Box/Pcs
SSRP1DA012	4 - 32 VDC	Base Mount	1 Phase	24-320V AC	12A	1
SSRP1DA025	4 - 32 VDC	Base Mount	1 Phase	24-320V AC	25A	1
SSRP1DA040	4 - 32 VDC	Base Mount	1 Phase	24-320V AC	40A	1
SSRP1DB012	4 - 32 VDC	Base Mount	1 Phase	50-480V AC	12A	1
SSRP1DB025	4 - 32 VDC	Base Mount	1 Phase	50-480V AC	25A	1
SSRP1DB040	4 - 32 VDC	Base Mount	1 Phase	50-480V AC	40A	1
SSRP1DC050	4 - 32 VDC	Base Mount	1 Phase	50-640V AC	50A	1
SSRP1DC070	4 - 32 VDC	Base Mount	1 Phase	50-640V AC	70A	1
SSRP1DC100	4 - 32 VDC	Base Mount	1 Phase	50-640V AC	100A	1
SSRP1DC120	4 - 32 VDC	Base Mount	1 Phase	50-640V AC	120A	1
SSRP1FA012	90-240V AC	Base Mount	1 Phase	24-320V AC	12A	1
SSRP1FA025	90-240V AC	Base Mount	1 Phase	24-320V AC	25A	1
SSRP1FA040	90-240V AC	Base Mount	1 Phase	24-320V AC	40A	1
SSRP1FB012	90-240V AC	Base Mount	1 Phase	50-480V AC	12A	1
SSRP1FB025	90-240V AC	Base Mount	1 Phase	50-480V AC	25A	1
SSRP1FB040	90-240V AC	Base Mount	1 Phase	50-480V AC	40A	1
SSRR1EA012	8-30V AC/DC	Rail Type	1 Phase	24-320V AC	12A	1
SSRR1EA025	8-30V AC/DC	Rail Type	1 Phase	24-320V AC	25A	1
SSRR1EB012	8-30V AC/DC	Rail Type	1 Phase	50-480V AC	12A	1
SSRR1EB025	8-30V AC/DC	Rail Type	1 Phase	50-480V AC	25A	1

SSS Series Solid State Heat Sinks

Code	Installation	Dimension	Suitable Solid State (Base Mounting)	Features	Box/Pcs
SSS1X	Rail Type	45 x 75 mm	12A	Fansiz	1
SSS2X	Rail Type	45 x 100 mm	25A	Fansiz	1
SSS2F	Rail Type	45 x 100 mm	40A	Fanlı	1
SSS4X	Rail Type	100 x 75 mm	40A	Fansiz	1
SSS4F	Rail Type	100 x 75 mm	50A	Fanlı	1
SSS5X	Rail Type	100 x 100 mm	50A	Fansiz	1
SSS5F	Rail Type	100 x 100 mm	70A, 100A, 120A	Fanlı	1

Rail Type Electronic Relays

Time Relays

Code	Operating Voltage	Time Range	Function				Control Output	Box/Pcs
			F1	F2	F3	F4		
RR3ZTC01	24V DC/VAC-220V AC	0,06 sec. - 30 hour	√	√	√	√	1 Changeover Relay 10A/250V AC	10
RR3ZTC02*		0,6 sec. - 10 hour			√*	√*	1 Changeover Relay 10A/250V AC	10
RR3ZTS30		0,1-30 sec.adj	√				1 Changeover Relay 10A/250V AC	10
RR3ZTS60		0,1-60 sec.adj	√				1 Changeover Relay 10A/250V AC	10

F1.Delay ON Function / F2. Delay OFF Function / F3. ON Flasher Function / F4. OFF Flasher Function / F5. Bypass

*In this model on-off times are seperately adjustable.

Voltage Protection

Code	Operating-Voltage	Time Delay Adjustment	Over Voltage Protection Level	Under Voltage Protection Level	Phase Sequence &Phase Loss Protection	Control Output	Box/Pcs
RR3VP01	220 VAC	0,1-20 sec.	230-300 VAC	150-210 VAC	Single Phase	1 Changeover Relay 10A/250VAC	10
RR3VP02		Adjustable	Adjustable	Adjustable	Three Phase	1 Changeover Relay 10A/250V AC	10
RR3VP02N	380 VAC	0,1-10 sec. Adjustable	%5-%30 Adjustable	%5-%30 Adjustable	Three Phase (without Neutral)	1 Changeover Relay 10A/250V AC	10

Liquid Level Control

Code	Operating Voltage	Electrode	Adjustment Sensitivity(kΩ)	Dimensions	Control Output	Box/Pcs
RR3LL01	220 VAC	base,bottom,top	2 - 50	Size 90mm dia 19mm	1 Changeover Relay 10A/250VAC	10
RR3LLPROP		Electrode				

Photocell Relay

Code	Operating Voltage	Lux Scale	Time elay	Control	Protection	Control Output	Box/Pcs
RR3FR01	220 VAC	1-10 LUX	25s-40s	Automatic	-	1 changeover Relay 10A/250V AC	10
RR3FRGOZ				LDR Light Sensor			10



RR3ZTS30



RR3VP01



RR3LL01



RR3LLPROP



RR3FR01



PWRP060W24

DIN Rail Type Power Supply

Code	Input Voltage	Output Voltage	Output Power	Box/Pcs
PWRP060W24	85V- 264V AC (Universal)	24V DC	60W	1



RR3MP1N



RR3MP4FP

Motor Protection

Code	Operating Voltage	Voltage Asymmetry	Phase Loss	Phase sequence	Thermal Protection	Control Output	Box/Pcs
RR3MP1N	220V AC	%20	✓			1 Changeover Relay 10A/250VAC	10
RR3MP2N		%40	✓			1 Changeover Relay 10A/250VAC	10
RR3MP2F		%40	✓	✓		1 Changeover Relay 10A/250VAC	10
RR3MP2FP		%40	✓	✓	✓	1 Changeover Relay 10A/250VAC	10
RR3MP4F		%5-15	✓	✓		1 Changeover Relay 10A/250VAC	10
RR3MP4FP		%5-15	✓	✓	✓	1 Changeover Relay 10A/250VAC	10
RR3MP4FPN		%5-15	✓	✓ Without Neutral	✓	1 Changeover Relay 10A/250VAC	10
RR3MP5FN		%15	✓	✓ Without Neutral		1 Changeover Relay 10A/250VAC	10

Star Delta Relay

Code	Operating Voltage	Time Range	Function	Control Output	Box/Pcs
RR3YU01	220V AC	Star:3-30s, Star->Delta:50-500m	Star Delta	2NO relay 10A/250VAC	10
RR3YU02		Star:3-30s,Star-Delta:50-500ms,Right-Left:0.6s-5min	Star Delta& Right Left Relay	2NO relay 10A/250VAC	10

Ø22 mm Electronic Time Relays

Analogue Time Relays

Code	Function	Time Range	Operating Voltage	Number of Contacts	Box/Pcs
RZ3A1A30M2	Delay On	0,5-30 min.	10-30V DC	PNP Transistor Output	10
RZ3A1A60M2	Delay On	1-60 min.	10-30V DC	PNP Transistor Output	10
RZ3A1A30S2	Delay On	0,1-30 sec.	10-30V DC	PNP Transistor Output	10
RZ3A1A60S2	Delay On	0,1-60 sec.	10-30V DC	PNP Transistor Output	10



RZ3A1A30S2



RZ3A1A60S2

36x36 mm Electronic Relays

Analogue Time Relays

With Single Relay

Code	Function	Time Range	Operating Voltage	Number of Contacts	Box/Pcs
RZ1A1A03*-1	Delay On	0.3 - 3 sec/m	12V AC/DC	1 Changeover Contact	1
RZ1A1A03*-25	Delay On	0.3 - 3 sec/m	24V AC/DC - 220V AC	1 Changeover Contact	1
RZ1A1A06*-1	Delay On	0.6 - 6 sec/m	12V AC/DC	1 Changeover Contact	1
RZ1A1A06*-25	Delay On	0.6 - 6 sec/m	24V AC/DC - 220V AC	1 Changeover Contact	1
RZ1A1A12*-1	Delay On	1.2 - 12 sec/m	12V AC/DC	1 Changeover Contact	1
RZ1A1A12*-25	Delay On	1.2 - 12 sec/m	24V AC/DC - 220V AC	1 Changeover Contact	1
RZ1A1A30*-1	Delay On	3 - 30 sec/m	12V AC/DC	1 Changeover Contact	1
RZ1A1A30*-25	Delay On	3 - 30 sec/m	24V AC/DC - 220V AC	1 Changeover Contact	1
RZ1A1A60-1	Delay On	6 - 60 sec/m	12V AC/DC	1 Changeover Contact	1
RZ1A1A60-25	Delay On	6 - 60 sec/m	24V AC/DC - 220V AC	1 Changeover Contact	1
RZ1A1B03*-1	Delay Off	0.3 - 3 sec/m	12V AC/DC	1 Changeover Contact	1
RZ1A1B03*-25	Delay Off	0.3 - 3 sec/m	24V AC/DC - 220V AC	1 Changeover Contact	1
RZ1A1B06*-1	Delay Off	0.6 - 6 sec/m	12V AC/DC	1 Changeover Contact	1
RZ1A1B06*-25	Delay Off	0.6 - 6 sec/m	24V AC/DC - 220V AC	1 Changeover Contact	1
RZ1A1B12*-1	Delay Off	1.2 - 12 sec/m	12V AC/DC	1 Changeover Contact	1
RZ1A1B12*-25	Delay Off	1.2 - 12 sec/m	24V AC/DC - 220V AC	1 Changeover Contact	1
RZ1A1B30*-1	Delay Off	3 - 30 sec/m	12V AC/DC	1 Changeover Contact	1
RZ1A1B30*-25	Delay Off	3 - 30 sec/m	24V AC/DC - 220V AC	1 Changeover Contact	1
RZ1A1B60-1	Delay Off	6 - 60 sec/m	12V AC/DC	1 Changeover Contact	1
RZ1A1B60-25	Delay Off	6 - 60 sec/m	24V AC/DC - 220V AC	1 Changeover Contact	1



RZ1A1A12S-25



RZ1A2C06S-2

With Double Relay						
Code	Function	Time Range	Operating Voltage	Number of Contacts		Box/Pcs
RZ1A2C03*-1	Delay On & Delay Off	0.3 - 3 sec/m	12V AC/DC	1 Changeover Contact + 1Normally Open Contact		1
RZ1A2C03*-2	Delay On & Delay Off	0.3 - 3 sec/m	24V AC/DC	1 Changeover Contact + 1Normally Open Contact		1
RZ1A2C03*-5	Delay On & Delay Off	0.3 - 3 sec/m	220V AC	1 Changeover Contact + 1Normally Open Contact		1
RZ1A2C06*-1	Delay On & Delay Off	0.6 - 6 sec/m	12V AC/DC	1 Changeover Contact + 1Normally Open Contact		1
RZ1A2C06*-2	Delay On & Delay Off	0.6 - 6 sec/m	24V AC/DC	1 Changeover Contact + 1Normally Open Contact		1
RZ1A2C06*-5	Delay On & Delay Off	0.6 - 6 sec/m	220V AC	1 Changeover Contact + 1Normally Open Contact		1
RZ1A2C12*-1	Delay On & Delay Off	1.2 -12 sec/m	12V AC/DC	1 Changeover Contact + 1Normally Open Contact		1
RZ1A2C12*-2	Delay On & Delay Off	1.2 -12 sec/m	24V AC/DC	1 Changeover Contact + 1Normally Open Contact		1
RZ1A2C12*-5	Delay On & Delay Off	1.2 -12 sec/m	220V AC	1 Changeover Contact + 1Normally Open Contact		1
RZ1A2C30*-1	Delay On & Delay Off	3 - 30 sec/m	12V AC/DC	1 Changeover Contact + 1Normally Open Contact		1
RZ1A2C30*-2	Delay On & Delay Off	3 - 30 sec/m	24V AC/DC	1 Changeover Contact + 1Normally Open Contact		1
RZ1A2C30*-5	Delay On & Delay Off	3 - 30 sec/m	220V AC	1 Changeover Contact + 1Normally Open Contact		1
RZ1A2C60-1	Delay On & Delay Off	6 - 60 sec/m	12V AC/DC	1 Changeover Contact + 1Normally Open Contact		1
RZ1A2C60-2	Delay On & Delay Off	6 - 60 sec/m	24V AC/DC	1 Changeover Contact + 1Normally Open Contact		1
RZ1A2C60-5	Delay On & Delay Off	6 - 60 sec/m	220V AC	1 Changeover Contact + 1Normally Open Contact		1

*Time Mode: S: second (sec) ; M: minute (m)

Note 1: 48x48 adaptor will be supplied free of charge whenever needed.

Note 2: All electronic relays must be used together with RS1P08 Sockets



RZ1D1B-1

Digital Time Relay															
Code	Operating Voltage	Number of Contacts	Time Range	Function*								Box/Pcs			
				A	B	F1	F2	S1	S2	S3	S4		I	P	R
RZ1D1S-1	12V AC/DC	1 Changeover Contact	0.1-99.59sn.	√	√	√	√	√	√	√	√	√	√	√	1
RZ1D1S-2	24V AC/DC	1 Changeover Contact	0.1-99.59sn.	√	√	√	√	√	√	√	√	√	√	√	1
RZ1D1S-4	110V AC	1 Changeover Contact	0.1-99.59sn.	√	√	√	√	√	√	√	√	√	√	√	1
RZ1D1S-5	220V AC	1 Changeover Contact	0.1-99.59sn.	√	√	√	√	√	√	√	√	√	√	√	1
RZ1D1B-1	12V AC/DC	1 Changeover Contact	0.1-99.59sn.	√	√	√	√	√	√	√	√	√	√	√	1
RZ1D1B-2	24V AC/DC	1 Changeover Contact	0.1-99.59sn.	√	√	√	√	√	√	√	√	√	√	√	1
RZ1D1B-5	220V AC	1 Changeover Contact	0.1-99.59sn.	√	√	√	√	√	√	√	√	√	√	√	1
RZ1D1R-1	12V AC/DC	1 Changeover Contact	0.1-99.59sn.	√	√	√	√	√	√	√	√	√	√	√	1
RZ1D1R-2	24V AC/DC	1 Changeover Contact	0.1-99.59sn.	√	√	√	√	√	√	√	√	√	√	√	1
RZ1D1R-5	220V AC	1 Changeover Contact	0.1-99.59sn.	√	√	√	√	√	√	√	√	√	√	√	1



RZ1D1C-5

Digital Counters					
Code	Operating Voltage	Number of Contacts	Counter Entry	Reset Entry	Box/Pcs
RZ1D1C-2	24V AC/DC	1 Changeover Contact	12-30V DC Pals	12-30V DC Pals	1
RZ1D1C-5	220V AC	1 Changeover Contact	12-30V DC Pals	12-30V DC Pals	1



RDA1A

Digital Panelmeters					
Code	Type	Operating Voltage	Number of Contacts	Counter Entry	Box/Pcs
RDA1A	Ampermeter	220/230V AC	1 Changeover Contact	0-5 A	1
RDV1A	Voltmeter	220/230V AC	1 Changeover Contact	0-600V AC	1
RDH1A	Frequency meter	220/230V AC	1 Changeover Contact	100-250V AC / 30-70 Hz	1



RAM1S

Motor Protection Relay					
Code	Operating Voltage	Number of Contacts	Protection Phase Sequence	Protection Phase Loss	Box/Pcs
RAM1S	3x380V AC	1 Changeover Contact	√	√	1

48x48 mm Electronic Relays



RZ4D1S208K

Digital Time Relays

Code	Operating Voltage	Number of Contacts	Time Range	Function*											Box/ Pcs		
				A	B	F1	F2	S1	S2	S3	S4	I	P	R			
RZ4D1S108P	12V AC/DC	1 Changeover Contact	0.1 sec-99 h.59 min	√	√	√	√	√	√	√	√	√	√	√	√	√	1
RZ4D1S208P	24V AC/DC	1 Changeover Contact	0.1 sec-99 h.59 min	√	√	√	√	√	√	√	√	√	√	√	√	√	1
RZ4D1S408P	110V AC	1 Changeover Contact	0.1 sec-99 h.59 min	√	√	√	√	√	√	√	√	√	√	√	√	√	1
RZ4D1S508P	230V AC	1 Changeover Contact	0.1 sec-99 h.59 min	√	√	√	√	√	√	√	√	√	√	√	√	√	1
RZ4D1S108K	12V AC/DC	1 Changeover Contact	0.1 sec-99 h.59 min	√	√	√	√	√	√	√	√	√	√	√	√	√	1
RZ4D1S208K	24V AC/DC	1 Changeover Contact	0.1 sec-99 h.59 min	√	√	√	√	√	√	√	√	√	√	√	√	√	1
RZ4D1S408K	110V AC	1 Changeover Contact	0.1 sec-99 h.59 min	√	√	√	√	√	√	√	√	√	√	√	√	√	1
RZ4D1S508K	230V AC	1 Changeover Contact	0.1 sec-99 h.59 min	√	√	√	√	√	√	√	√	√	√	√	√	√	1
RZ4D1B108P	12V AC/DC	1 Changeover Contact	0.1 sec-99 h.59 min	√	√	√	√	√	√	√	√	√	√	√	√	√	1
RZ4D1B208P	24V AC/DC	1 Changeover Contact	0.1 sec-99 h.59 min	√	√	√	√	√	√	√	√	√	√	√	√	√	1
RZ4D1B508P	230V AC	1 Changeover Contact	0.1 sec-99 h.59 min	√	√	√	√	√	√	√	√	√	√	√	√	√	1
RZ4D1B108K	12V AC/DC	1 Changeover Contact	0.1 sec-99 h.59 min	√	√	√	√	√	√	√	√	√	√	√	√	√	1
RZ4D1B208K	24V AC/DC	1 Changeover Contact	0.1 sec-99 h.59 min	√	√	√	√	√	√	√	√	√	√	√	√	√	1
RZ4D1B508K	230V AC	1 Changeover Contact	0.1 sec-99 h.59 min	√	√	√	√	√	√	√	√	√	√	√	√	√	1
RZ4D1R108P	12V AC/DC	1 Changeover Contact	0.1 sec-99 h.59 min	√	√	√	√	√	√	√	√	√	√	√	√	√	1
RZ4D1R208P	24V AC/DC	1 Changeover Contact	0.1 sec-99 h.59 min	√	√	√	√	√	√	√	√	√	√	√	√	√	1
RZ4D1R508P	230V AC	1 Changeover Contact	0.1 sec-99 h.59 min	√	√	√	√	√	√	√	√	√	√	√	√	√	1
RZ4D1R108K	12V AC/DC	1 Changeover Contact	0.1 sec-99 h.59 min	√	√	√	√	√	√	√	√	√	√	√	√	√	1
RZ4D1R208K	24V AC/DC	1 Changeover Contact	0.1 sec-99 h.59 min	√	√	√	√	√	√	√	√	√	√	√	√	√	1
RZ4D1R508K	230V AC	1 Changeover Contact	0.1 sec-99 h.59 min	√	√	√	√	√	√	√	√	√	√	√	√	√	1



RZ4D1S208P

Digital Counters

Code	Operating Voltage	Number of Contacts	Counter Entry	Reset Entry	Box/ Pcs
RZ4D1C208P	24V AC/DC	1 ChangeoverContact	12-30V Dc Pals	12-30V DcPals	1
RZ4D1C508P	230VAC	1 ChangeoverContact	12-30V Dc Pals	12-30V DcPals	1
RZ4D1C208K	24V AC/DC	1 ChangeoverContact	12-30V Dc Pals	12-30V DcPals	1
RZ4D1C508K	230VAC	1 ChangeoverContact	12-30V Dc Pals	12-30V DcPals	1

*Functions

- A: Delay On
- B: Delay Off
- F1: Flasher with delay on energy
- F2: Flasher with delay off energy
- S1: Timing on energy with start input
- S2: Delay on energy with start input
- S3: Timing on energy with start input break
- S4: Delay on energy with start input (2)
- I: Waiting (Inhibit)
- P: Start possibility from front panel
- R: Reserve

EMAS[®]

safety products





CP200EP



CP200EA30

Emergency Stop Button

CP/CM Series Emergency Stop

Code	Type	Contact Block	Dia (mm)	Colour*	Box/Pcs
CP200E30		1 NC	30	●	10
CP200ES30	With Signal	1 NC	30	●	10
CP200EA30	Key Operated	1 NC	30	●	10
CP200ECN30	Pull to Release	1 NC	30	●	10
CP200ECS30	With Signal, Pull to Release	1 NC	30	●	10
CP200E	Turn to Release	1 NC	40	●	10
CP200EE	Turn to Release, With Label	1 NC	40	●	10
CP200EK30	Turn to Release	1 NC	30	●	10
CP200EP	With Window	1 NC	40	●	10
CM200E	Mushroom	1 NC	40	●	10
CM200EE	Turn to release with Label	1 NC	40	●	10



B200E30



B200EE

B Series Emergency Stop

Code	Type	Contact Block	Dia (mm)	Colour*	Box/Pcs
B200E30		1 NC	30	●	10
B102E30		1 NO + 1 NC	30	●	10
B200E		1 NC	40	●	10
B200EE	With Plate	1 NC	40	●	10
B102E		1 NO + 1 NC	40	●	10
B200E60		1 NC	60	●	5
B102E60		1 NO + 1 NC	60	●	5
B200EG		1NC	40	●	10



KB12E

KB Series Emergency Stop

Code	Contact Block	Colour*	Box/Pcs
KB12E	1 NC	●	10
KB14E	1 NO + 1 NC	●	10



H200EE

H Series Emergency Stop (30 mm)

Code	Type	Contact Block	Dia (mm)	Colour*	Box/Pcs
H200EE	Turn to release with label	1 NC	40	●	10



PK1SE

Emergency Stop Control Box

PK Series

Code	Button Qty	Features	Box Colour	Box/Pcs
PK1SE	Single	With Emergency Stop Button	Yellow-Black	1



P1EC400E40K



P1C400E72

P Series (Plastic Enclosed)

Code	Button Qty	Features	Box Colour	Box/Pcs
P1EC400E40	Single	Emergency Stop	Yellow-Black	1
P1EC400E40K	Single	Emergency Stop, With Plate	Yellow-Black	1
P1C400E72	Single	72mm. Emergency Stop	Grey-Black	1



M1C200E40

M Series (Metal Enclosed)

Code	Button Qty	Features	Box Colour	Box/Pcs
M1C200E40	Single	Emergency Stop	Yellow-Grey	1
M1C200EE	Single	Emergency Stop, With Label	Yellow-Grey	1

Limit Switches



L5K23LEM411



L5K23BEM621



L5K23LUM324



L5K23LUM323



L51K23LUM321



L51K23HUM112



L52K23HUM111



L52K23HUM112



CEKPB



CEKPB

L5 Series, Plastic Body Slow Action

Code	Actuator	Actuator Type	End Unit Material	Box/Pcs
L5K23LEM411*	Hinge	Plastic	Metal	1
L5K23LEM412*	Hinge	Plastic	Metal	1
L5K23LEM511*	Hinge	Plastic	Metal	1
L5K23LEM621*	Hinge	Plastic	Metal	1
L5K23LEM622*	Hinge	Plastic	Metal	1
L5K23BEM621*	Rotational Tube	Plastic	Metal	1
L5K23LUM320*	Straight and Curved Key	Plastic	Metal	1
L5K23LUM321*	Curved Key	Plastic	Metal	1
L5K23LUM322*	Straight Key	Plastic	Metal	1
L5K23LUM323*	Movable Key	Plastic	Metal	1
L5K23LUM324*	Movable Key	Plastic	Metal	1
L5K23CPDE*	Emergency Stop	Plastic	Plastic	1

L51 Series, Metal Body, Slow Action

Code	Actuator	Actuator Type	End Unit Material	Box/Pcs
L51K23LUM320*	Straight and Curved Key	Metal	Metal	1
L51K23LUM321*	Curved Key	Metal	Metal	1
L51K23LUM322*	Straight Key	Metal	Metal	1
L51K23LUM323*	Movable Key	Metal	Metal	1
L51K23LUM324*	Movable Key	Metal	Metal	1
L51K23HUM111*	Metal Ring	Metal	Metal	1
L51K23HUM112*	Metal Ring, with Reset	Metal	Metal	1

Maximum usable wire length is 12 metre for L51K23HUM111 and L51K23HUM112 limit switches

L52 Series, Metal Body, Slow Action

Code	Actuator	Actuator Type	End Unit Material	Box/Pcs
L52K23LUM320*	Straight and Curved Key	Metal	Metal	1
L52K23LUM321*	Curved Key	Metal	Metal	1
L52K23LUM322*	Straight Key	Metal	Metal	1
L52K23LUM323*	Movable Key	Metal	Metal	1
L52K23LUM324*	Movable Key	Metal	Metal	1
L52K23HUM111*	Metal Ring	Metal	Metal	1
L52K23HUM112*	Metal Ring, with Reset	Metal	Metal	1

* Positive Opening Function

Maximum usable wire length can is 12 metre for L52K23HUM111 and L52K23HUM112 limit switches

Two Hand Control Panel

Code	Description	Colour*	Base
CEKP1	2 Sides, 1 Middle Hole		
CEKP3	2 Sides, 3 Middle Hole		
CEKP3G	2 Sides, 3 Middle Hole, Grey		
CEKP5	2 Sides, 5 Middle Hole		
CEKPA	2 Sides, 1 Middle Hole		✓
CEKPB	1 pcs CM200E (middle), 2 pcs CM200MY (2 sides)		
CEKPAB	1 pcs CM200E (middle), 2 pcs CM200MY (2 sides)		✓

Code	Accessories
CEKA	Base For Two Hand Panel

EMAS[®]

crane products



Crane Control Boxes



PVK2E



PVK4E



PVK6E



PVK8E

PVK Series IP 65

Code	Hole Qty	Speed	Box/Pcs
PVK2E	2	Single Speed	1
PVK2X	2	Blank	1
PVK3E	3	Single Speed	1
PVK3X	2	Blank	1
PVK4E	4	Single Speed	1
PVK4X	4	Blank	1
PVK5E	5	Single Speed	1
PVK6E	6	Single Speed	1
PVK6X	6	Blank	1
PVK7E	7	Single Speed	1
PVK8E	8	Single Speed	1



PV3E30B4



PV5T144



PV7E30B444



PV9E30B4444



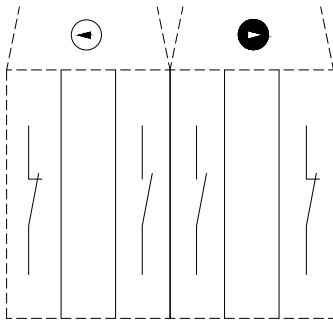
PV9AC20C4444



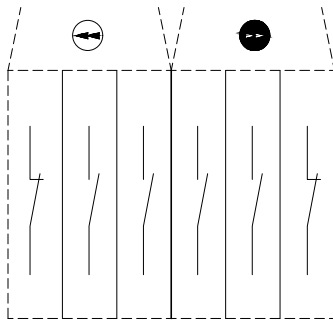
PV9E30B222AA20

PV Series IP 65

Code	Hole Qty	1.Hole	Contact	Speed	Box/Pcs
PV2Z2	2	1.Hole Closed		Single Speed	1
PV2Z4	2	1.Hole Closed		Single-Double Speed	1
PV2ZX	2	1.Hole Closed		Blank	1
PV3AC20A2	3	Key Selector	1NO	Single Speed	1
PV3AC20B2	3	Key Selector	1NC	Single Speed	1
PV3E30B2	3	Emergency Stop	1NC	Single Speed	1
PV3E30B3	3	Emergency Stop	1NC	Single Speed	1
PV3E30B4	3	Emergency Stop	1NC	Double Speed	1
PV3E30E2	3	Emergency Stop	2NC	Single Speed	1
PV3E30E4	3	Emergency Stop	2NC	Double Speed	1
PV3T12	3	Blind Cap		Single Speed	1
PV3T14	3	Blind Cap		Double Speed	1
PV3T1X	3	Blind Cap		Blank	1
PV3X	3			Blank	1
PV4Z22	4	1.Hole Closed		Single Speed	1
PV4Z42	4	1.Hole Closed		Double-Single Speed	1
PV4Z44	4	1.Hole Closed		Double Speed	1
PV4ZX	4	1.Hole Closed		Blank	1
PV5AA20C24	5	Key Selector	1NC+1NO	Single Speed	1
PV5AC20A22	5	Key Selector	1NO	Single Speed	1
PV5AC20B22	5	Key Selector	1NC	Single Speed	1
PV5E30B22	5	Emergency Stop	1NC	Single Speed	1
PV5E30B2AC20	5	Key Selector	1NC	Single Speed	1
PV5E30B33	5	Emergency Stop	1NC	Single Speed (2NO)	1
PV5E30B42	5	Emergency Stop	1NC	Double-Single Speed	1
PV5E30B44	5	Emergency Stop	1NC	Double Speed	1
PV5E30B4A20	5	Key Selector	1NC	Double Speed	1
PV5E30E22	5	Emergency Stop	2NC	Single Speed	1
PV5E30E44	5	Emergency Stop	2NC	Double Speed	1
PV5E40B22	5	Emergency Stop	1NC	Single Speed	1
PV5E40C22	5	Emergency Stop	1NC+1NO	Single Speed	1
PV5T122	4	Blind Cap		Single Speed	1
PV5T142	5	Blind Cap		Single-Double Speed	1
PV5T144	5	Blind Cap		Double Speed	1
PV5X	5			Blank	1
PV6Z222	6	1.Hole Closed		Single Speed	1
PV6Z444	6	1.Hole Closed		Double Speed	1
PV6ZX	6	1.Hole Closed		Blank	1
PV7AA20C222	7	Key Selector	1NC+1NO	Single Speed	1
PV7AC20A222	7	Key Selector	1NO	Single Speed	1
PV7AC20A444	7	Key Selector	1NO	Double Speed	1
PV7AC20B222	7	Key Selector	1NC	Single Speed	1
PV7AC20B444	7	Key Selector	1NC	Double Speed	1



PV TEK HIZ



PV ÇİFT HIZ

PVK Series IP 65

Code	Hole Qty	1.Hole	Contact	Speed	Box/Pcs
PV7E30B222	7	Emergency Stop	1NC	Single Speed	1
PV7E30E222	7	Emergency Stop	1NC+1NC	Single Speed	1
PV7E30B22AC20	7	Key Selector	1NC	Single Speed	1
PV7E30B333	7	Emergency Stop	1NC	Single Speed (2NO)	1
PV7E30B422	7	Emergency Stop	1NC	Single Speed	1
PV7E30B444	7	Emergency Stop	1NC	Double Speed	1
PV7E30B44AC20	7	Key Selector	1NC	Double Speed	1
PV7E30C422	7	Emergency Stop	1NC+1NO	Single Speed	1
PV7E40B222	7	Emergency Stop	1NC	Single Speed	1
PV7E40B22AC20	7	Key Selector	1NC	Single Speed	1
PV7E40B444	7	Emergency Stop	1NC	Double Speed	1
PV7EA30B222	7	Emergency Stop	1NC	Single Speed	1
PV7EA30B444	7	Emergency Stop	1NC	Double Speed	1
PV7T1222	7	Blind Cap		Single Speed	1
PV7T1444	6	Blind Cap		Double Speed	1
PV7T1X	7	Blind Cap		Blank	1
PV7X	7			Blank	1
PV8E30B444S30	8	Selector	1NC	Double Speed	1
PV8Z2222	8	1.Hole Closed		Single Speed	1
PV8Z4444	8	1.Hole Closed		Double Speed	1
PV8ZX	8	1.Hole Closed		Blank	1
PV9AC20C4444	9	Key Selector	1NC+1NO	Double Speed	1
PV9AC30B4444	9	Key Selector	1NC	Double Speed	1
PV9E30B2222	9	Emergency Stop	1NC	Single Speed	1
PV9E30B222AA20	8	Key Selector	1NC	Single Speed	1
PV9E30B222AC20	9	Key Selector	1NC	Single Speed	1
PV9E30B4444	9	Emergency Stop	1NC	Double Speed	1
PV9E30B444AA20	9	Key Selector	1NC	Double Speed	1
PV9E30B444AC20	9	Key Selector	1NC	Double Speed	1
PV9E30E2222	9	Emergency Stop	2NC	Single Speed	1
PV9E30E4444	9	Emergency Stop	2NC	Double Speed	1
PV9E40B222AC20	9	Key Selector	1NC	Single Speed	1
PV9E40B4444	9	Emergency Stop	1NC	Double Speed	1
PV9E40B444AC20	9	Key Selector	1NC	Double Speed	1
PV9EA30B2222	9	Emergency Stop	1NC	Single Speed	1
PV9EA30B4444	9	Emergency Stop	1NC	Double Speed	1
PV9T12222	9	Blind Cap		Single Speed	1
PV9T14444	9	Blind Cap		Double Speed	1
PV9T1X	9	Blind Cap		Blank	1
PV9X	9			Blank	1



PVCHBD



PVCHSD



PVTHBD



PVTHSD

PV Series Spare Parts

Code	Type	Speed	Colour*	Box/Pcs
PVB1	Start Contact Block	-	●	20
PVB2	Stop Contact Block	-	●	20
PVCHBD	Button	Double Speed	○	10
PVCHSD	Button	Double Speed	●	10
PVTHBD	Button	Single Speed	○	10
PVTHSD	Button	Single Speed	●	10
PVA	Adapter			1
CP200EK30	Turn to Release-Short Emergency Stop 1 NC (30 mm)		●	10

Cross Limit Switch, Metal Body, IP 65



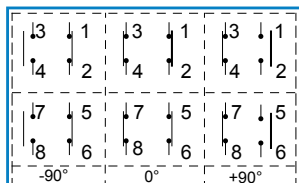
CSM10



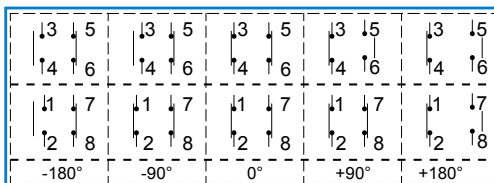
CSM02

Code	Type	Features	Actuator Length	Box/Pcs
CSM02	180°	1 forward step, 1 reverse step	200 mm	1
CSM023	180°	1 forward step, 1 reverse step	300 mm	1
CSM04	360°	2 forward steps, 2 reverse steps	200 mm	1
CSM043	360°	2 forward steps, 2 reverse steps	300 mm	1
CSM10	360°	Eternal	200 mm	1
CSM103	360°	Eternal	300 mm	1

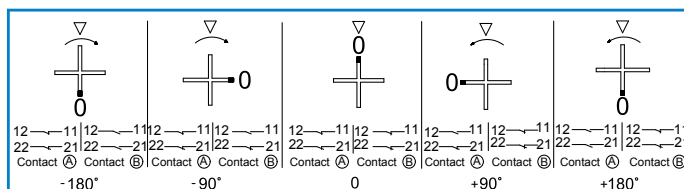
CSM02



CSM04



CSM10



Rotational Limit Switch, IP67



VT2075



VT4075

Code	Switch Quantity	Cam Degree	Contact	Box/Pcs
VT2***	2	20°	2*CO	1
VT3***	3	20°	3*CO	1
VT4***	4	20°	4*CO	1
VT2***D	2	60°	2*CO	1
VT3***D	3	60°	3*CO	1
VT4***D	4	60°	4*CO	1

Note: Ratios are 1/25, 1/50, 1/75, 1/100, 1/150, 1/200, 1/300

For ratios, please fill 3 digit number instead of ***

i.e.: VT2050 means 2 switch qty and 050 ratios

Accessories for Rotational Limit Switch



VTKAPLIN



VTKAMA



VTKAMD

Code	Cam Degree
VTKAMA	20°
VTKAMD	60°
VTKAPLIN	

EMAS[®]

lift product





PARK4SB



PA3311



PA4411



PA4412



PA6601



PA1E40K



PA1BOS



PA4401



PA5503



PA8801

Lift Push Button Stations

Code	Number of Holes	Features	Box Colour	Box/ Pcs
PA1111	1	B100AA21	Yellow-Black	
PA1171	1	MBZS024S + BET60FLASH0	Yellow-Black	
PA1172	1	MBZS012S	Yellow-Black	
PA1BOS	1	Empty Plastic Enclosure	Yellow-Black	1
PA1E40K	1	CP200E+BET60	Yellow-Black	1
PA2202	2	CP200EP + EPREU1H	Yellow-Black	
PA2211	2	B100DHL+B200EE	Yellow-Black	
PA2BOS	2	Empty Plastic Enclosure	Yellow-Black	1
PA2BOSP	2	Empty (1x22 mm+1xPanel Socket Hole)	Yellow-Grey	
PA2E40P1	1	B200E + EPREU1M	Yellow-Grey	1
PA3304	3	B100DHL + CP200EP + EPREU1H + CMUHAFAZA	Yellow-Grey	
PA3311	3	B102K20KY + B200E with BMUHAFAZA + EPREU1M	Yellow-Grey	1
PA3312	3	B102K20KY + B200E + EPREU1M	Yellow-Grey	
PA3313	3	CP102K20YY + CP200E + EPREU1M	Yellow-Grey	
PA3BOS	3	Empty Plastic Enclosure	Yellow-Grey	1
PA3E40P1	3	B200E + EPREU1M + Stopper	Yellow-Grey	
PA4401	4	CP200E + + CP102K20HBOK + PSA20KD340AR	Yellow-Black	1
PA4402	4	B200E + BMUHAFAZA + B101DMOO + B606K20HBOK + PSA020KD340AR	Yellow-Black	
PA4403	4	CP200E + CP100DMOO + CP102K20HBOK + PSA020ZS332AR	Yellow-Black	1
PA4404	4	B200E + B101DMOO + B606K20HBOK + PSA020ZS332AR (Cable gland)	Yellow-Black	1
PA4405	4	CP200E + CP100DM + CP101K20HBOK + PSA020ZT332AR (Magnetic)	Yellow-Black	1
PA4406	4	CP200EP + CP101DBOD + CP101DHOD + PSA020ZS332AR + CMUHAFAZA (Cable gland)	Yellow-Black	1
PA4407	4	CP200EE + CP101DMOO + CP101K20HB + PSA020ZT332AR + CMUHAFAZA (Magnetic)	Yellow-Black	
PA4409	4	CP200EP + CP100DMOO + CP808K20HBOK + PSA20ZA332AR	Yellow-Black	
PA4411	4	CP200E + CP100DY + CP101S20 + EPREU1M	Yellow-Black	1
PA4412	4	B200E + B100DHL + B100DSZ + EPREU1M	Yellow-Black	1
PA4443	4	CP200EP + CP101K20SMZO + CP808K20HBOK + PSA020ZS332AR	Yellow-Black	1
PA4444	4	CP102EP + CP808K20HBOK + CP102K20SMZO + PSA020ZS332AR + CMUHAFAZA	Yellow-Black	
PA4445	4	CP200EP + CMUHAFAZA + CP101DBOY + CP101DHOY + PSA020ZA332AR	Yellow-Black	
PA4446	4	CP200EP + CMUHAFAZA + CP808K20HBOK + CP101K20SMZO + PSA020ZA332AR	Yellow-Black	
PA4BOS	4	Empty Plastic Enclosure (1 Hole for Cam Switch, 3 Holes for buttons)	Yellow-Black	1
PA4BOSO	4	Empty Plastic Enclosure(4 Holes for Buttons)	Yellow-Black	
PA5501	5	CP200E + CP101DHOY + CP101DBOY + CMUHAFAZA + MBS0024Y + EPREU1M + PSA020KD340AR	Yellow-Black	1
PA5502	5	B200EE + B100DBOY + B100DHOY + B101DMOO + B MUHAFAZA + PSA020ZT332AR	Yellow-Black	
PA5503	5	CP200E + CP101DHOY + CP101DBOY + CP100DY + EPREU1M + PSA020KD340AR	Yellow-Black	
PA5BOS	5	Empty Plastic Enclosure	Yellow-Black	1
PA6601	6	CP200E + CMUHAFAZA + CP101K20HBOK + CP100DMOO + CP101S30 + CP101S30 + PSA020KD340AR	Yellow-Black	1
PA6602	6	CP200E + CP102K20HB + CP100DM + CP101S30 + CP101S30+ PSA020KD340AR	Yellow-Black	
PA6603	6	CP200EP + CMUHAFAZA + CP601DH + CP100DSZ + CP100DMOO + CP601DB + PSA020ZA332AR	Yellow-Black	
PA6BOS	6	Empty Plastic Enclosure	Yellow-Black	1
PA8801	8	CP200E + CP101DBOD + CP101DHOD + CP101K20HSZL + CP100DMOO + CP101S30 + CP101S30 + PSA020KD340AR	Yellow-Black	1
PA8811	8	B101DB + B100DHL + B100DH + B100DM + B100DSZ + EPREU1M + PSA020ZA431AR	Yellow-Black	
PA8BOS	8	Empty Plastic Enclosure	Yellow-Black	1
PA8BOSB	8	Empty Plastic Enclosure (8 Holes for Buttons)	Yellow-Black	
PA9971	9	MB100DH + MB100DY + MB100DM + MB102DHOD + MB102DHOD + MB101S20 + MB200EE + EPREU1M + EPRUS1H	Yellow-Black	
PA9972	9	MB100DH + MB100DY + MB100DM + MB102DHOD + MB102DHOD + MB200S20 + MB200EE + EPREU1M + EPRUS1H	Yellow-Black	
PA9BOS	9	Empty Plastic Enclosure	Yellow-Black	1
PA9E40P2	9	B102DHOD + B102DHOD + B100DH + B100DM + B100DY + B200EE + B102S20 + EPREU1M + EPRUS1H	Yellow-Black	1
PARK4B	3	B102DBOD + B102DBOD + B200EE + TIPASOM	Yellow-Black	1
PARK4BDM	4	B100DBOD + B100DBOD + B100DMOO + B200EE	Yellow-Black	
PARK4BOS	4	Empty	Yellow-Black	
PARK4CS1	4	CP100DBOD + CP200EP + CP100DHOD + CP100DM	Yellow-Black	
PARK4M1	4	CP102DBOD + CP200E + CP102DHOD + S100LK1	Yellow-Black	
PARK4M2	4	CP101DBOD + CP200E + CP101DHOD + TIPASOM	Yellow-Black	
PARK4SB	4	B102DBOD + B102DBOD + B200EE + B101S20	Yellow-Black	1
PARK4SIB	4	B102DBOD + B102DBOD + B200EE + S100K	Yellow-Black	

Note: Control Boxes have IP65 protection degree, but the minimum IP of the button is accepted for the complete product.

Accessories

Code	Features	Material
PA4AA	Lift Station box with 4 bracket apparatus	Plastic
PA8AA	Lift Station box with 8 bracket apparatus	Plastic



Z70



Z71



Z72



Z73



Z7401

Elevator Door Switches

Code	Colour	Type	Box/Pcs	
Z70	Black	Plug	16	
Z71	Black	Socket-Single Entry	16	
Z72	Black	Socket-Double Entry	16	
Z73	Black	Plug	16	
Z7401	Mounting Screw M4*11,5 mm	Transparent- Black	Socket Single Entry	10



L5K13MEL123A



L5K23MUM332R

Limit Switches

Code	Actuator	Actuator Type	End Unit Material
L5K13MEL123*	Angular Action Roller Two Way	Plastic	Rubber
L5K13MEL123A*	Angular Action Roller Two Way	Plastic	Rubber
L5K13MEL123R	Angular Action Roller Two Way, Adjustable,with Reset	Plastic	Rubber
L5K23MUM331R*	Linear Roller, with Reset	Plastic	Metal
L5K23MUM332R*	Linear Roller, with Reset	Plastic	Metal
L51K13MEL123*	Angular Action Roller Two Way	Metal	Rubber
L51K13MEL123A*	Angular Action Roller Two Way	Metal	Rubber
L51K23MUM331R*	Linear Roller, with Reset	Metal	Metal
L51K23MUM332R*	Linear Roller, with Reset	Metal	Metal

* Positive Opening Features



PSA010ZL123C



PSA010ZL123C

ByPass Cam Switches

Code	Rated Thermal Current (A)	Instruction	Place of Usage	Scheme
PSA010ZL123S	10A	48*48 mm Framed + Standard Handle	-	
PSA010ZL123C	10A	w/o Frame + PSMK Mounted	-	
PSA010ZL123AR	10A	w/o Frame + with Handle suitable for Enclosure	-	
PSA010ZR221S	10A	48*48 mm Framed + Standard Handle	-	
PSA010ZR221AR	10A	w/o Frame + with Handle suitable for Enclosure	-	
PSA020KD340AR	20A	w/o Frame + with Handle suitable for Enclosure	PA4401, PA4402, PA5501, PA6601, PA8801	
PSA020ZA431AR	20A	w/o Frame + with Handle suitable for Enclosure	PA8811	
PSA020ZT332AR	20A	w/o Frame + with Handle suitable for Enclosure	PA4405	
PSA020ZS332AR	20A	w/o Frame + with Handle suitable for Enclosure	PA4403, PA4404, PA4443	



PSMK




PSMK

Accessories

Code	Type	Feature	Material
PSMK	Between 10-25A	Handle Cover	Plastic

EMAS[®]

**cable
carriers**



Code	Material	Inner Height	Inner Width	Bending Radius	Type	Box/Pcs
HKP015015R1A	Plastic	15 mm	15 mm	25 mm	Anglek	1 x 1 m
HKP020025R3A	Plastic	20 mm	25 mm	40 mm	Anglek	1 x 1 m
HKP040060R5A	Plastic	40 mm	60 mm	100 mm	Anglek	1 x 1 m



HKP015015R1A



HKP020025R3A



HKP040060R5A

Code	Material	Inner Height	Inner Width	Features	Box/Pcs
HKP015015ZDA	Plastic	15 mm	15 mm	Internal Connection	10
HKP015015ZEA	Plastic	15 mm	15 mm	External Connection	10
HKP015015ZKA	Plastic	15 mm	15 mm	Upper	100
HKP020025ZDA	Plastic	20 mm	25 mm	Internal Connection	10
HKP020025ZEA	Plastic	20 mm	25 mm	External Connection	10
HKP020025ZKA	Plastic	20 mm	25 mm	Upper	100
HKP040060ZDA	Plastic	40 mm	60 mm	Internal Connection	1
HKP040060ZEA	Plastic	40 mm	60 mm	External Connection	1
HKP040060ZKA	Plastic	40 mm	60 mm	Upper	20
HKP040060ZSA	Plastic	40 mm	-	Seperator	20



HKP015015ZDA



HKP015015ZEA



HKP015015ZKA



HKP020025ZDA



HKP020025ZEA



HKP020025ZKA



HKP040060ZDA



HKP040060ZEA

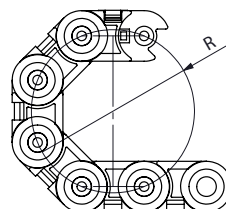


HKP040060ZKA



HKP040060ZSA

BENDING RADIUS



R1	25 mm
R2	35 mm
R3	40 mm
R4	75 mm
R5	100 mm

R6	125 mm
R7	150 mm
R8	200 mm
R9	250 mm

B Series Control Units Selection Table

Series	Contact Block Combination			Button Type	Colour	Pad Printing
B	1	K	2	D	K	1
B B Series Ø 22 mm Control Units	1 Start - For Button 2 Stop - For Button	0 Empty 1 Start - For Button 2 Stop - For Button		D Flush F Stay Put H Extended M Mushroom Ø 40 mm Key Operated Type AA20 2 Position, Stay Put (0-I) ↓ AA21 2 Position, Spring Return (0-I) ↓↗ AA30 3 Position, Stay Put (II-0-I) ↓ AA31 3 Position, Single Spring Return (II-0-I) ↓↗ AA32 3 Position, Double Spring Return (II-0-I) ↓↗↖ AC20 2 Position, Stay Put (II-0-I) ↗ AC30 3 Position, Stay Put (II-0-I) ↗↖ Ω Taking key out position Selector Type S20 2 Position, Stay Put (0-I), 60° ↓ S21 2 Position, Spring Return (0-I), 60° ↗ S30 3 Position, Stay Put (II-0-I), 60° ↓ S31 3 Position, Single Spring Return (II-0-I), 60° ↗ S32 3 Position, Double Spring Return (II-0-I), 60° ↗↖ SL20 2 Position, Illuminated Stay Put (0-I) ↓ SL21 2 Position, Illuminated Spring Return (0-I) ↗ SL30 3 Position, Illuminated Stay Pu (II-0-I) ↓ SL31 3 Position, Illuminated Single Spring Return (II-0-I) ↓↗ SL32 3 Position, Illuminated Double Spring Return (II-0-I) ↗↖ T20 2 Position, Stay Put (0-I), 90° ↓ T21 2 Position, Spring Return (0-I), 90° ↗ R20 2 Position, Stay Put (0-I), 45° ↘ R21 2 Position, Spring Return (0-I), 45° ↗↘ C Handle Switch Emergency Stop Type E30 Ø 30 mm, Turn to Release E Ø 40 mm, Turn to Release EE Ø 40 mm, With Label, Turn to Release E60 Ø 60 mm, Turn to Release EG Ø 40 mm With Position Curser Turn to Release EEG Ø 40 mm With Position Cursor, With Label Double Type K20 Flush K21 Flush, Single Extender K22 Flush, Double Extender B20 Big Double Flush B30 Triple Single Extended Stop X Pilots	B White K Red M Blue S Yellow Y Green H Black Mat	0 0 Printed 10 I-0 Printed 1 I Printed 2 II Printed 12 I-II Printed L LIGHT Printed OD OK Vertical Printed OY OK Horizontal Printed OK OK Special Printed OO OK Special Printed S Siren Sign Z Bell Sign
	Illumination Block Type O Empty B 100-230 V AC/DC With White LED K 100-230 V AC/DC With Red LED M 100-230 V AC/DC With Blue LED S 100-230 V AC/DC With Yellow LED Y 100-230 V AC/DC With Green LED 5 12-30 V AC/DC With White LED 6 12-30 V AC/DC With Red LED 7 12-30 V AC/DC With Blue LED 8 12-30 V AC/DC With Yellow LED 9 12-30 V AC/DC With Green LED Q 48 V AC/DC With White LED X 48 V AC/DC With Red LED V 48 V AC/DC With Blue LED W 48 V AC/DC With Yellow LED Z 48 V AC/DC With Green LED C 110 V AC/DC With White LED D 110 V AC/DC With Red LED E 110 V AC/DC With Blue LED F 110 V AC/DC With Yellow LED G 110 V AC/DC With Green LED 3* Illumination Block Suitable for Ba9S Bulbs					

*Only for B Series

Example: B1K2DK → B series, start, stop, 100 - 230V AC, With Red LED, red flush type control unit has been selected.

C Series Control Units Selection Table

Series	Contact Block Combination	Button Type	Colour	Pad Printing
CM	1 K 2	D	K	1

CP	CP Series Plastic Ø 22 mm Control Units
CM	CM Series Metal Ø 22 mm Control Units

Spring Type	Colour
D Flush	B White
F Stay Put	K Red
M Mushroom Ø 40 mm	M Blue
H Extended	S Yellow
	Y Green
	H Black Mat

Key Operated Type Buttons	Spring Type
AA20 2 Position, Stay Put (0-I) ↓	D
AA21 2 Position, Spring Return (0-I) ↓	F
AA30 3 Position, Stay Put (II-0-I) ↓	M
AA31 3 Position, Single Spring Return (II-0-I) ↓	H
AA32 3 Position, Double Spring Return (II-0-I) ↓	
AC20 2 Position, Stay Put (II-0-I) ↓	
AC30 3 Position, Stay Put (II-0-I) ↓	
AC31 3 Position Key Removal at all positions Single Spring Return (II-0-I) 60°	
AC32 3 Position Key Removal at all positions Double Spring Return (II-0-I) 60°	

⚠ Taking key out position

Selector Type	Spring Type
S20 2 Position, Stay Put (0-I), 60° ↓	D
S21 2 Position, Spring Return (0-I), 60° ↓	F
S30 3 Position, Stay Put (II-0-I), 60° ↓	M
S31 3 Position, Single Spring Return (II-0-I), 60° ↓	H
S32 3 Position, Double Spring Return (II-0-I), 60° ↓	

Joystick	Spring Type
DJ20 2 Position, Stay Put	D
DJ21 2 Position, Spring Return	F
DJ40 4 Position, Stay Put	M
DJ41 4 Position, Spring Return	H

Emergency Stop Type (Only CP Plastic Series)	Spring Type
E30 Ø 30 mm, Turn to Release*	D
EK30 Ø 30 mm, Short, Turn to Release*	F
EA30 Ø 30 mm, Key Operated, Turn to Release*	M
ES30 Ø 30 mm, With Signal, Turn to Release*	H
ECN30 Ø 30 mm, Pull to Release*	
ECS30 Ø 30 mm, With Signal, Pull to Release*	
E Ø 40 mm, Turn to Release	
EC Ø 40 mm, Pull to Release	
EE Ø 40 mm, Turn to Release, With Label	
EP Ø 40 mm, With Window, Pull to Release	

* Snap Locked

Double Head Buttons	Spring Type
K20 Flush	D
K21 Single Extended	H
X Pilots	

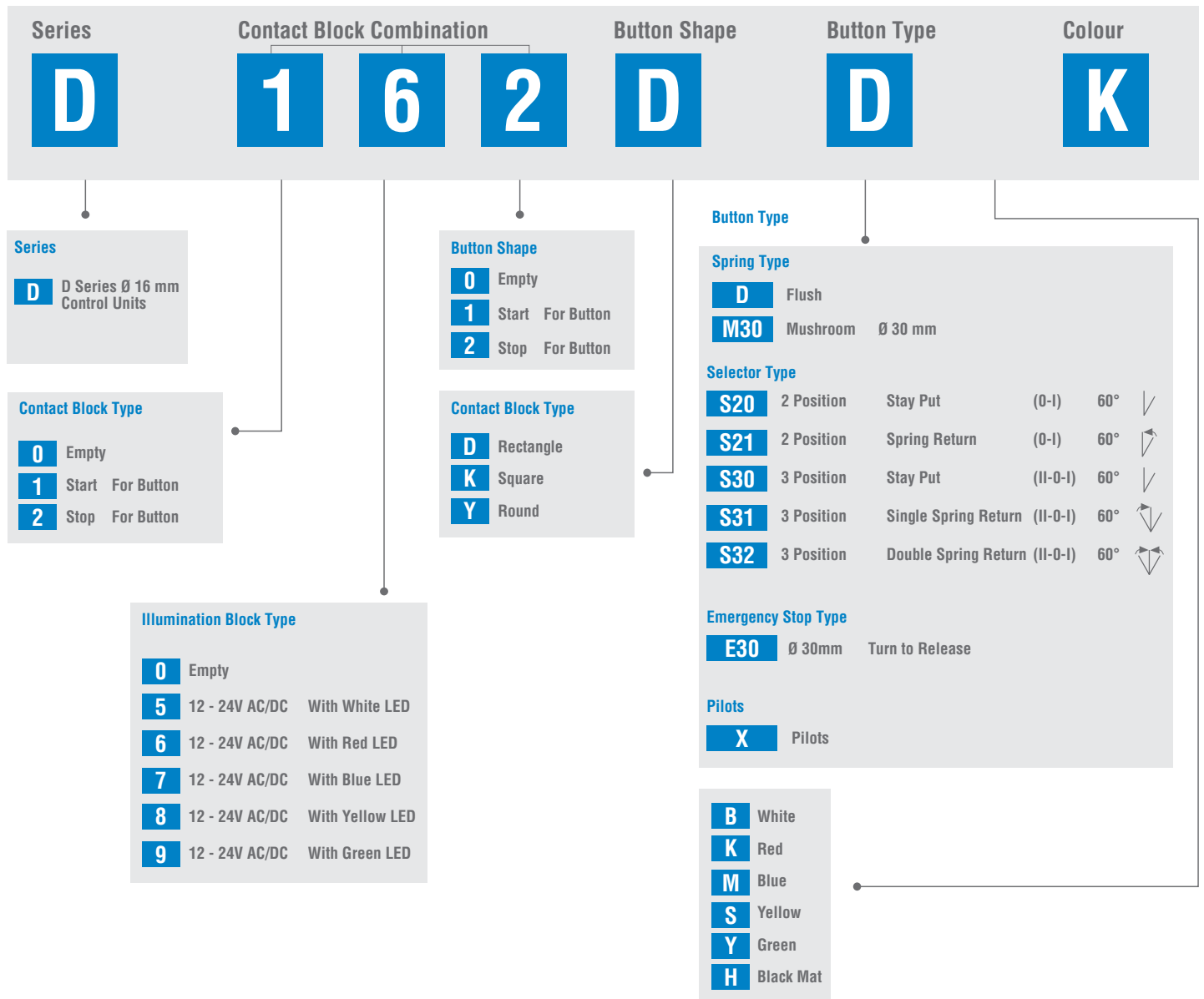
Pad Printing
0 0 Printed
10 I-0 Printed
1 I Printed
2 II Printed
12 I-II Printed
L LIGHT Printed
OD OK Vertical Printed
OY OK Horizontal Printed
OK OK Special Printed
OO OK Special Printed
S Siren Sign
Z Bell Sign

Empty	Start For Button	Stop For Button	Tandem Start - Start	Tandem Start - Stop	Tandem Stop - Stop	Start - Start Vertical	Start - Stop Vertical	Stop - Stop Vertical	Start - Stop in Single Contact
0	1	2	3	4	5	6	7	8	9

Illumination Block Type
0 Empty
B 100-230 V AC/DC With White LED
K 100-230 V AC/DC With Red LED
M 100-230 V AC/DC With Blue LED
S 100-230 V AC/DC With Yellow LED
Y 100-230 V AC/DC With Green LED
5 12-30 V AC/DC With White LED
6 12-30 V AC/DC With Red LED
7 12-30 V AC/DC With Blue LED
8 12-30 V AC/DC With Yellow LED
9 12-30 V AC/DC With Green LED
Q 48 V AC/DC With White LED
X 48 V AC/DC With Red LED
V 48 V AC/DC With Blue LED
W 48 V AC/DC With Yellow LED
Z 48 V AC/DC With Green LED
C 110 V AC/DC With White LED
D 110 V AC/DC With Red LED
E 110 V AC/DC With Blue LED
F 110 V AC/DC With Yellow LED
G 110 V AC/DC With Green LED
N 220V DC With White LED
O 220V DC With Red LED
P 220V DC With Blue LED
R 220V DC With Yellow LED
T 220V DC With Green LED

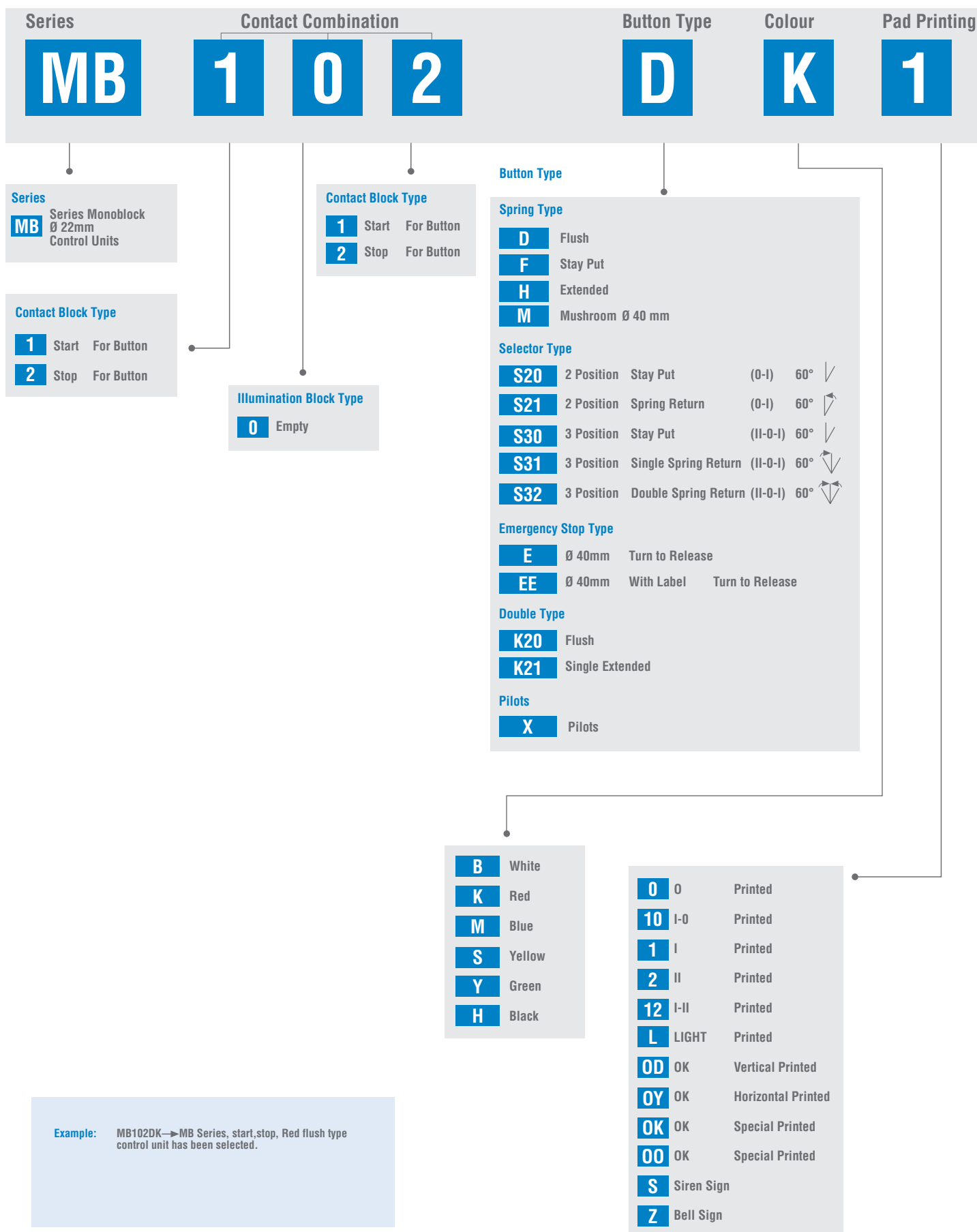
Example: CM1K2DK→C Series, Metal, start, stop, 100 - 230V AC, with red LED, red flush type control unit has been selected.

D Series Control Units Selection Table



Example: D162DDK → D Series, start, stop, 12 - 24V AC/DC, With Red LED, Red Rectangle flush type control unit has been selected.

MB Series Monoblock Ø22 mm Control Units Selection Table

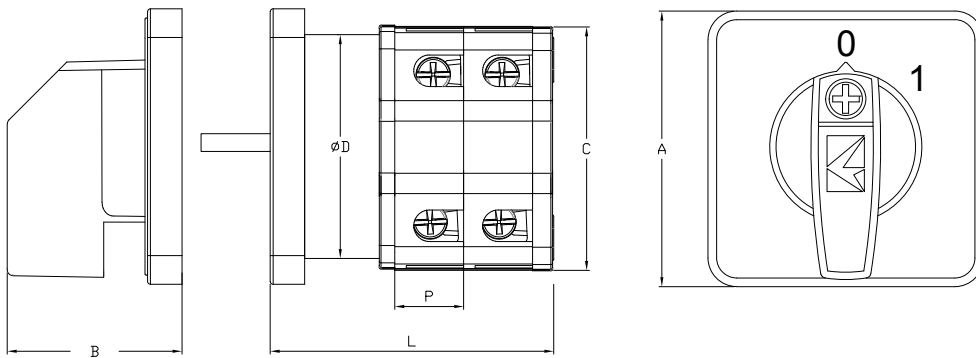


Limit Switches Selection Table

Series	Housing Type	Contact Mode	Contact Type	End Unit Type	Action Unit	End Unit Material	Type No	Reset
L	1	K1	3	M	I	P	211	R

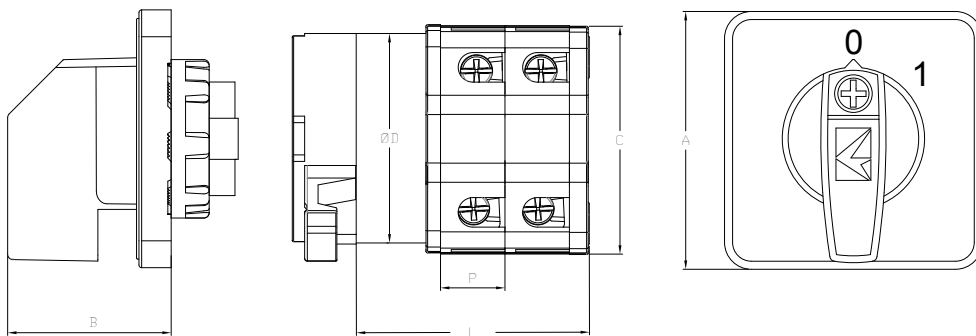
L Limit Switches	<ul style="list-style-type: none"> 1 Series 2 Series 3 Series 4 Series 5 Series 51 Series 52 Series 53 Series 54 Series 61 Series 66 Series 67 Series 	<ul style="list-style-type: none"> K1 Snap Action Overlap K2 Slow Action Overlap K3 Slow Action Overlap K4 Slow Action Type with Actuator Block Connection 	<ul style="list-style-type: none"> 1 Start-Start (NO+NO) 2 Stop-Stop (NC+NC) 3 Stop-Start (NC+NO) 4 Start-Stop (NO+NC) 5 Double Stop-Start (2NC+NO) 6 Double Start - Double Stop 2 (NC+NO) 7 Double Start-Stop (2NO+NC) 8 Double Start-Double Stop 2 (NO+NC) 9 Stop-Start Overlapped C 3NC 	<ul style="list-style-type: none"> M Roller P Plunger S Spiral F Flexible Rod R Rigid Rod L Hinge H Pull Wire B Rot Point CPDE Emergency 	<ul style="list-style-type: none"> I Angular Action. Single Direction E Angular Action. Double Direction O Angular Action. Multiple Direction U Linear Action 	<ul style="list-style-type: none"> P Plastic M Metal L Rubber F Fiber 	<ul style="list-style-type: none"> 111 121 122 123 124 211 311 321 323 324 331 332 411 412 511 621 622 	<ul style="list-style-type: none"> Standard R Reset A Adjustable Lever RA Adjustable Lever With Reset T Opposite Mounted Lever Y Lever with Soft Spring 3 3 Metre Cable
-------------------------	---	--	--	--	---	---	--	--

Standard



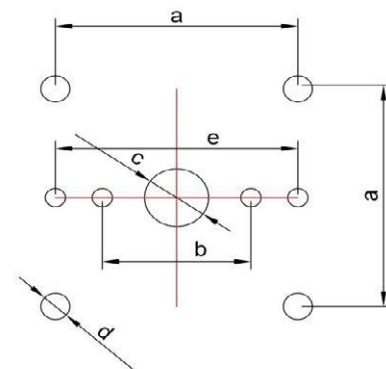
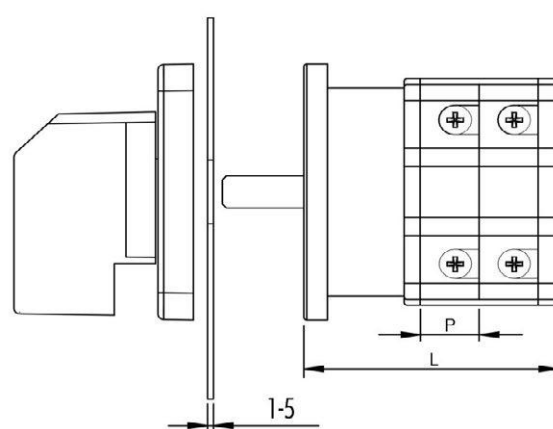
	A	B	C	D
PSA10	48	30,5	42,5	27
PSA16	48	30,5	42,5	27
PSA20	48	30,5	42,5	27
PSA25	48	30,5	42,5	27
PSA32	64	38	55	55
PSA40	64	38	55	55
PSA50	64	38	55	55
PSA63	64	38	55	55
PSA80	85	43	75	75
PSA120	85	43	85	85

Quick Installation



	A	B	C	D
PSA10	48	31	42,5	27
PSA16	48	31	42,5	27
PSA20	48	31	42,5	27
PSA25	48	31	42,5	27
PSA32	64	40	55	55
PSA40	64	40	55	55
PSA50	64	40	55	55
PSA63	64	40	55	55
PSA80	85	45	75	75
PSA120	95	45	85	85

Dimensions



	P	L							
		1	2	3	4	5	6	7	8
PSA10	10	33,2	43,2	53,2	63,2	73,2	83,2	93,2	103,2
PSA16	10	33,2	43,2	53,2	63,2	73,2	83,2	93,2	103,2
PSA20	10	33,2	43,2	53,2	63,2	73,2	83,2	93,2	103,2
PSA25	12	35,2	47,2	59,2	71,2	83,2	95,2	107,2	119,2
PSA32	13	39,2	52,2	65,2	78,2	91,2	104,2	117,2	130,2
PSA40	15	41,2	56,2	71,2	86,2	101,2	116,2	131,2	146,2
PSA50	17,5	43,7	61,2	78,7	96,2	113,7	131,2	148,7	166,2
PSA63	21	47,2	68,2	89,2	110,2	131,2	152,2	173,2	194,2
PSA80	26	63	89	115	141	167	193	219	245
PSA120	30	63	93	123	153	183	213	243	273

	A	B	E	C	D
PSA10	36	30		9,5	4,3
PSA16	36	30		9,5	4,3
PSA20	36	30		9,5	4,3
PSA25	36	30		9,5	4,3
PSA32	48	30	50	10	4,3
PSA40	48	30	50	10	4,3
PSA50	48	30	50	10	4,3
PSA63	48	30	50	10	4,3
PSA80	68	38	50	13	5,2
PSA120	68	38	50	13	5,2

Cam Switches Selection Table

Series	Terminal Type	Amps	Type	Pole	Angle	Label	Option
PS	A	010	AK	1	3	1	S

PS Cam Switches	A Screw B Terminal C Spring Clamp	010 10 Amp 016 16 Amp 020 20 Amp 025 25 Amp 032 32 Amp 040 40 Amp 050 50 Amp 063 63 Amp 080 80 Amp 120 120 Amp 160 160 Amp 200 200 Amp	AK On-Off KD Changeover KS Step KT Multi Step MS Motor Control CD Double Speed Switch OK Measuring switch (Voltmeter-Ampermeter) Z* Special Cam Switch	For AK KT MS CD and KD Switches 1 1 Pole 2 2 Pole 3 3 Pole 4 4 Pole For KS and KT Switches 2 2 Step 3 3 Step 4 4 Step 5 5 Step 6 6 Step 7 7 Step 8 8 Step 9 9 Step For Z Switches No	1 30° Angle 2 45° Angle 3 60° Angle 4 90° Angle 5 90° Angle (Spring Return)	S 48x48 Normal E 48x48 Emergency Yellow Red B 64x64 Normal F 64x64 Emergency AQ Key Operated Quick Installation K Lockable Handle G 48x48 Emergency Grey-Black Q Quick Installation 48x48 Normal P Quick Installation 48x48 Emergency Yellow-Red	1 0 1 2 0 1 2 3 1 2 4 1 0 2 Step Switches 2 0 1 2 3 0 1 2 3 4 0 1 2 3 4 5 0 1 2 3 4 5 6 0 1 2 3 4 5 6 7 0 1 2 3 4 5 6 7 8 0 1 2 3 4 5 6 7 8 9 0 1 2 3 4 5 6 7 8 9 Motor Control Switches 4 1 0 2 5 0 Y U Measuring Cam Switches 1 0 R-N S-N T-N 2 0 R-S S-T R-T 6 0 1 2 3 4 R-T S-T R-S 0 R-N S-N T-N Special Rotary Cam Switches Special Label
------------------------	--	---	---	--	--	---	---

Example: PSA032AK131B → PSA Series, 32 A, 1 pole, 60 degrees Rotational, 0-1 on-off Cam switch has been selected.

Industrial Type Plug & Sockets Selection Table


Series	Body Material	Number Of Contacts	Type	Entry	Locking	Features
EB	M	10	FM	4	4	H
EB EB Series Industrial Type Plugs & Sockets	B Body Material M Metal P Plastic O Insert	N Number Of Contacts 3 3 Poles (10 Amp) 4 4 Poles (10 Amp) 5 5 Poles (10 Amp) 6 6 Poles (16 Amp) 10 10 Poles (16 Amp) 16 16 Poles (16 Amp) 24 24 Poles (16 Amp) 32 32 Poles (16 Amp) 48 48 Poles (16 Amp) 606 6 Poles (35 Amp) 612 12 Poles (35 Amp) 806 4x80 Amp, 2x16 Amp 812 8x80 Amp, 4x16 Amp 42 42 Poles Crimp Type (10 Amp)	T Type FU Hood With Male Insert FM Housing With Male Insert FD Housing With Male Insert (Surface Mounting) FE Housing with Male Insert (Sloping) PU Hood With Female Insert PM Housing With Female Insert PD Housing With Female Insert (Surface Mounting) PE Female Insert (Sloping) CF Male Insert CP Female Insert GU Hood Only GM Housing GD Housing (Surface Mounting) GE Housing (Sloping) X Crimp Contact Plug - Male (10 Ampere) Y Crimp Contact Socket - Female (10 Ampere)	E Entry 0 Non Entry 1 Side Entry 2 Double Side Entry 3 Top Entry 4 Bottom Entry 5 Bottom & Side Entry	L Locking 0 Without 1 One Handle 2 Two Handle Roller 4 Four Handle Roller 6 Metal Opening (Single Arm) 7 Metal Handle 8 Metal Opening (Double Arm) K Spring Return Protective Cover T Suitable for use with a one handle locking	F Features H Black PG21 PG21 Entry PG29 PG29 Entry PG36 PG36 Entry

IF Series Multi Colour Beacons Selection Table

Series	Diameter	Type	Voltage	Buzzer	Connection	Cable Length
IF	5	M	024	X	M03	-1
IF Series Multi Colour Beacons	3 Ø55 mm Diameter 5 Ø55 mm Diameter 6 Ø65 mm Diameter	M Multifunction P PLC in sync R Red Y Yellow G Green W White B Blue T 3 colours N NPN PLC compatible C 3 Colours	012 012V AC/DC 030 12-30V DC 024 024V AC/DC 110 110V AC 220 220V AC	X w/o Buzzer W Buzzer with Sensitive to Sound Z With Buzzer XR w/o Buzzer Rotational ZR With Buzzer Rotational M w/o Buzzer, Mushroom O w/o Buzzer, Diamond type XF w/o Buzzer, Flash ZF With Buzzer, Flash W Valid Only for IF6 Series Z-XR-ZR Valid Only for IF5 Series	M01 100mm Plastic Base M02 20mm Aluminium Base M03 100mm Aluminium Base M04 500mm Aluminium Base M05 22mm Connection M06 200mm Aluminium Base S30 30mm Connection D01 Wall Base D02 Adjustable Base D40 Wall Base, Mounting with Tube, Side Entry D41 Wall Base, Mounting with Tube, Bottom Entry (Cable Gland) D50 Wall Connection with Base, Side Entry D51 Wall Connection with Base, Bottom Entry (Cable Gland)	-0.6 0.6 Metre Cable -1 1 Metre Cable -2 2 Metre Cable -3 3 Metre Cable -5 5 Metre Cable X X4 M12*4 Connector X8 M12*8 Connector

IT Series Multifunctional Beacon Selection Table

Series	Diameter	Colour	Voltage	Type	Cable Length
IT	120	Y	024	L	-1
IT Series Multifunctional Beacon	070 Ø70 mm Diameter 120 Ø120 mm Diameter	R Red Y Yellow G Green B Blue	024 024V AC/DC 48 48V AC 110 110V AC 220 220V AC 230 220-230V AC 240 48-240V AC/DC	L with LED Z with LED&Buzzer	-0.6 0.6 meter Cable -1 1 meter Cable -2 2 meter Cable -3 3 meter Cable -5 5 meter Cable



RE2 Series Relays

Number of Contacts - Type	Current Rating	Connection Type	Terminal Size	Protection
---------------------------	----------------	-----------------	---------------	------------


Power Relay

Series	Relay Type	Number of Contacts - Type	Current Rating	Connection Type	Terminal Size	Protection	Coil Voltage Type and Rating (V)	Customization
W2C	Power Relay	2 Changeover Contacts (8 Pins)	12A	Plug-in	6x2.2mm	Flux Proof	AC005-230 Range From 3V to 230V	S0 AgNi 90/10 Contact
Q2C	Power Relay	2 Changeover Contacts (8 Pins)	12A	PCB	4x0.8mm	Flux Proof	DC005-230 Range From 3V to 230V	L0 AgNi 90/10 Contact LED (Built-in LED)
P3C	Power Relay	3 Changeover Contacts (11 Pins)	10A	Plug-in	6x2.2mm	Flux Proof		L1 AgNi 90/10 Contact + LED + Protection Module
S3C	Power Relay	3 Changeover Contacts (11 Pins)	10A	PCB	4x0.8mm	Flux Proof		
F4C	Power Relay	4 Changeover Contacts (14 Pins)	6A	Plug-in	6x2.2mm	Flux Proof		
G4C	Power Relay	4 Changeover Contacts (14 Pins)	6A	PCB	4x0.8mm	Flux Proof		

PCB Power Relay

Series	Relay Type	Number of Contacts - Type	Current Rating	Connection Type	Terminal Size	Protection	Coil Voltage Type and Rating (V)	Customization
U2C	PCB Power Relay	2 Changeover Contacts (8 Pins)	8A	PCB	3.5x0.8mm	Flux Proof	AC005-230 Range From 3V to 230V	S0 AgNi 90/10 Contact - 5 mm pin pitch
U20	PCB Power Relay	2 NO-0 NC Contacts (6 Pins)	8A	PCB	3.5x0.8mm	Flux Proof	DC005-230 Range From 3V to 230V	S1 AgSnO Contact - 5 mm pin pitch
I2C	PCB Power Relay	2 Changeover Contacts (8 Pins)	8A	PCB	3.5x0.8mm	Wash Tight		S2 AgNi 90/10 Contact Gold Plated - 5 mm pin pitch
I20	PCB Power Relay	2 NO-0 NC Contacts (6 Pins)	8A	PCB	3.5x0.8mm	Wash Tight		N0 AgNi 90/10 Contact - 3.5 mm pin pitch
T0C	PCB Power Relay	1 Changeover Contacts (5 Pins)	12A	PCB	3.5x0.8mm	Flux Proof		N2 AgNi 90/10 Contact Gold Plated - 3.5 mm pin pitch
T10	PCB Power Relay	1 NO - 0 NC Contacts (4 Pins)	12A	PCB	3.5x0.8mm	Flux Proof		R0 AgNi 90/10 Contact - 5 mm pin pitch, Reflow solderable. High temperature resistant
ROC	PCB Power Relay	1 Changeover Contacts (5 Pins)	12A	PCB	3.5x0.8mm	Wash Tight		
R10	PCB Power Relay	1 NO - 0 NC Contacts (4 Pins)	12A	PCB	3.5x0.8mm	Wash Tight		
E0C	PCB Power Relay	1 Changeover Contacts (5 Pins)	16A	PCB	3.5x0.8mm	Flux Proof		
E10	PCB Power Relay	1 NO - 0 NC Contacts (4 Pins)	16A	PCB	3.5x0.8mm	Flux Proof		
Y0C	PCB Power Relay	1 Changeover Contacts (5 Pins)	16A	PCB	3.5x0.8mm	Wash Tight		
Y10	PCB Power Relay	1 NO- 0 NC Contacts (4 Pins)	16A	PCB	3.5x0.8mm	Wash Tight		

quality



liftinstituut





**EMAS ELEKTROTEKNİK
MAKİNA SANAYİ ve TİCARET A.Ş.**
Deliklikaya Mahallesi Yüzbaşı Mehmet
Hilmi Caddesi No:12 PK:34555
Arnavutköy - İstanbul / Türkiye
Tel: +90 212 549 2252
Faks: +90 212 549 2580
444 4 969



info@emaselectric.com
sales@emaselectric.com
emaselectric.com

EMAS ELECTRIC LTD
G10 Schott House, Drummond Rd,
Stafford ST16 3EL
UNITED KINGDOM
(+44) 01785 747 620



sales@emaselectric.co.uk
emaselectric.co.uk

